creditsafe

Company: GALLOWAY GROUP INC(US80406297)
Printed By: MARK MAGER Mager (101288173)
Printed On: 3:22 Wednesday 14th April 2021
Text Reference:



(US)

GALLOWAY GROUP INC
US80406297

Risk Score	Enhanced Score	International Score	DBT
62	84	B	2
Enhanced Credit Limit	**Derogatory Legal**	**Possible OFAC**	**Financial Past Due**
$2.1M	0 (-)	No	$0
Payment Trend	**Inquiries Trend**		





Risk Score	The Creditsafe Risk Score works on a scale of 1-100 and predicts the likelihood that a business's payment performance will become seriously delinquent, defined as 90-plus days beyond terms within the next 12 months or that the business will go bankrupt.
Days Beyond Terms	Days Beyond Terms (DBT) is the dollar weighted average number of days beyond the invoice due date that this company pays its non-financial accounts.
Credit Limit	The Creditsafe recommended credit limit is calculated using information from a company's payment record and from the payment records of similar companies. The company credit limit is our recommendation of the total maximum amount of credit that should be outstanding at any one time.
Derogatory Legal	The number and value of tax liens and judgements filed in the last 6 years and 9 months plus bankruptcies filed in the last 9 years and 9 months, the total dollar value is shown in the brackets.
Possible OFAC	Indicates whether the company is possibly on a list of sanctioned businesses the US government prohibits US businesses from trading with under the Patriot Act.
Payment Trend	Indicates whether the company's payment performance as measured by DBT trend is getting better or worse.
Inquiries Trend	Indicates whether the number of people viewing this company's credit report is increasing or decreasing.
Financial Past Due	The total delinquent dollars (not including charged-off) on open and closed financial accounts.
Enhanced Score	The Enhanced Rating works on a scale of 1-100 and predicts the likelihood that a business' payment performance for both financial and non-financial trade accounts will become seriously delinquent, defined as 90-plus days beyond terms, or that the business will fail in the next 12 months.
Enhanced Credit Limit	The enhanced credit limit is calculated using information from a company's Financial and Non-Financial payment record and from the payment records of similar companies. The company credit limit is our recommendation of the total amount of credit that should be outstanding at any one time.

creditsafe

Score Definition

Score	Score Description	US Risk Score
A	Very Low Risk	71 - 100
B	Low Risk	51 - 70
C	Moderate Risk	30 - 50
D	High Risk	21 - 29
D	Very High Risk	1 - 20
E	No Score / Recent Bankruptcy	This includes bankruptcies, insufficient information, negative press, and other special cases.

Not Rated Score Definitions

Score	Score Description
Insufficient Information	Applies to companies that have less than 2 of the following fields populated (Employee Range, Annual Sales Amount, Years in Business, SIC) and no DBT
Recent Bankruptcy on File	Applies to companies that have a bankruptcy with a filing date in the last 24 months
Bankruptcy on File	Applies to companies that have a bankruptcy with a filing date older than 24 months and company activity status is Inactive
Ultimate Holding Company is Bankrupt	Companies Ultimate holding Company is bankrupt
Out of Business	Companies confirmed as being closed
Negative Press	Companies showing signs of deterioration based on press releases and/or other available information
Unable to Confirm Existence	Companies who are not registered with the Secretary of State and/or we are unable to confirm existence via other available information sources
Company SBA loan in Charged-Off status	This company's SBA loan has been reported as being in Charged Off Status. Because of this, the rating and limit on this company has been suspended.
Suspended Rating	Company requires further investigation due to a number of anomalies that have raised concerns.
Reported victim of fraudulent activity	This company has reported being a victim of identity theft and / or fraud

There is Financial Payment Data and Enhanced Scores available on this report, click here to view the Financial Payment Data page.

Summary

Key Information

Company Name	GALLOWAY GROUP INC
Other Legal Name	THE GALLOWAY GROUP, INC.
Charter Number	P02000088555
Establishment Date	01/01/1997
Company Type	Incorporated
SIC Description	Metals Service Centers and Offices
Federal Tax-ID	XXXXX1541

Contact Information

Address	5840 YOUNGQUIST RD STE 1, FORT MYERS, FL 33912 view on map
Location Type	Headquarters

creditsafe

Website	teamgalloway.com
Phone Number	(239) 481-7448
Corporate Primary Address	5840 YOUNGQUIST RD, FORT MYERS, FL, 33912

Score History

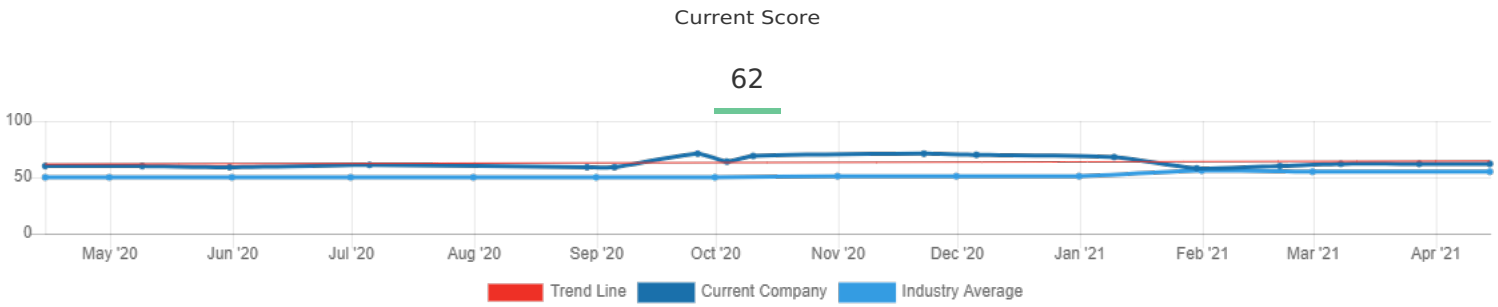

Financial Payment Overview

Open Accounts	Single Highest Credit Exposure	Single Highest $ Past Due	Total Balance	Total Past Due	At Risk Balance
2	$6,500,000	$0	$4,460,560	$0	$0

Financial Payment Information

All Open Accounts	Balance
2	$4.5M

1 - 30 Past Due	31 - 60 Past Due	61 - 90 Past Due	91 - 120 Past Due	121+ Past Due
$0	$0	$0	$0	$0
NaN%	NaN%	NaN%	NaN%	NaN%

Trade Payment Dashboard

Days Beyond Terms	Total Trade Lines	Active Trade Lines	Total Balance
2	56	56	$892.4K

Last Updated	Recent High Credit	Average Credit Amount	% Past Due
03/31/2021	$1.4M	$15.9K	11%

Past Due	Severely Past Due	Highest $ Past Due	Highest $ Severely Past Due
$96.7K	$0	$119.4K	$0

Industry Performance



Credit Ratio



Do you want to join the world's largest payment data program?

Join Now

Trade Payment Information

Total Trade Lines	Current	1 - 30	31 - 60	61 - 90	91 +	Total
56	$795,674	$96,719	$0	$0	$0	$892,393
	89.16%	10.84%	0.00%	0.00%	0.00%	100.00%

Historical Trade Information

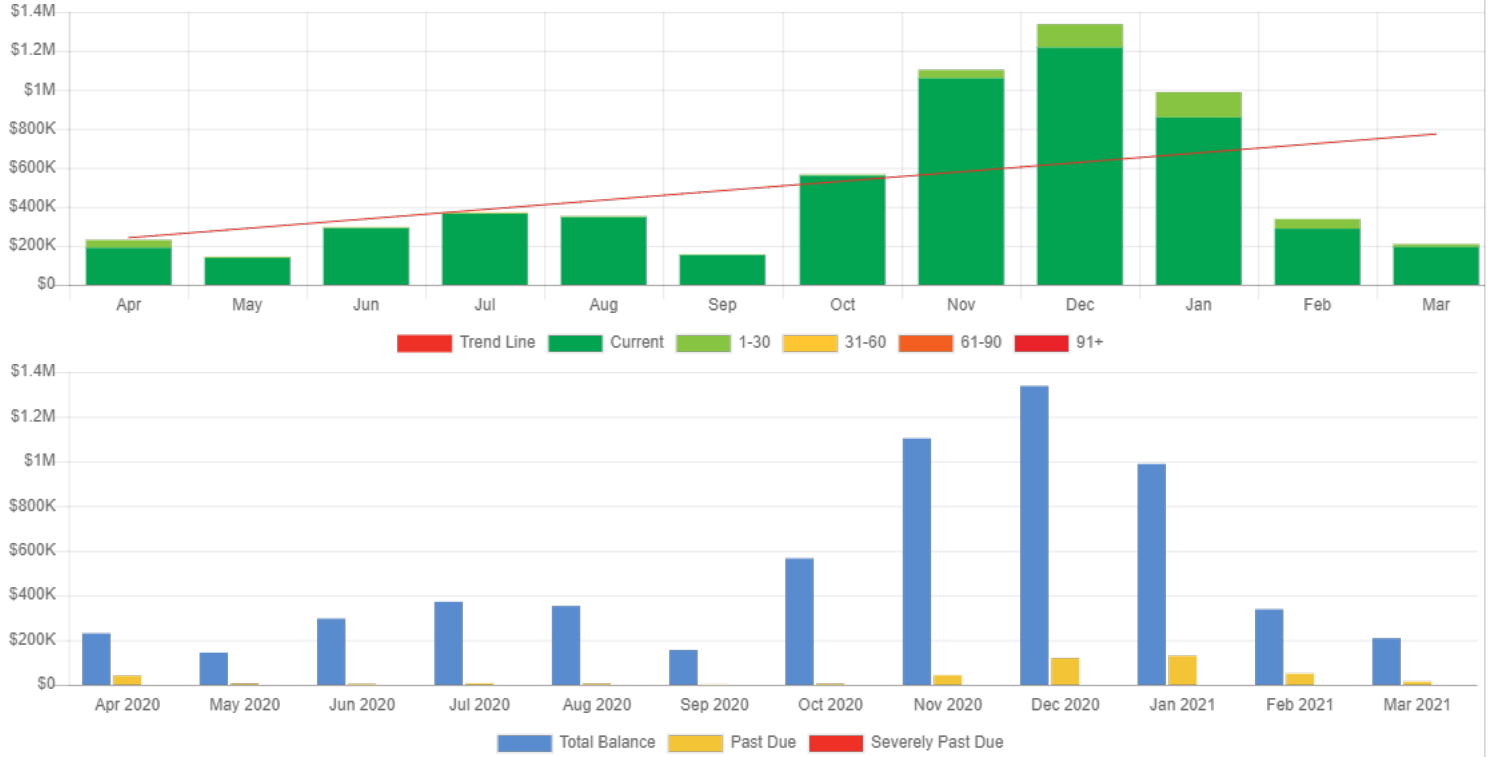

	Current	1-30	31-60	61-90	91+	Total
March 2021	$194,294	$14,059	$0	$0	$0	$208,353
February 2021	$287,726	$49,941	$0	$0	$0	$337,667
January 2021	$859,069	$129,464	$0	$0	$0	$988,533
December 2020	$1,217,913	$119,357	$0	$0	$0	$1,337,270
November 2020	$1,059,901	$42,802	$0	$0	$0	$1,102,703
October 2020	$560,437	$5,088	$0	$0	$0	$565,525
September 2020	$154,064	$834	$574	$0	$0	$155,472
August 2020	$347,186	$4,597	$574	$0	$0	$352,357
July 2020	$364,817	$4,597	$2,009	$0	$0	$371,423
June 2020	$291,736	$2,291	$2,009	$0	$0	$296,036
May 2020	$138,169	$5,545	$215	$0	$0	$143,929
April 2020	$189,794	$39,952	$215	$0	$0	$229,961

Trade Payments By Credit Extended

Credit Extended	Trade Lines	Total Amount	Past Due	Within Terms
Over $1M	0	$0	$0	0%

$100K - $1M	1	$208.3K	$14K	93%
$50K - $100K	0	$0	$0	0%
$25K - $50K	0	$0	$0	0%
$5K - $25K	0	$0	$0	0%
$1K - $5K	4	$12.4K	$135	99%
Under $1K	5	$1.4K	$12	99%

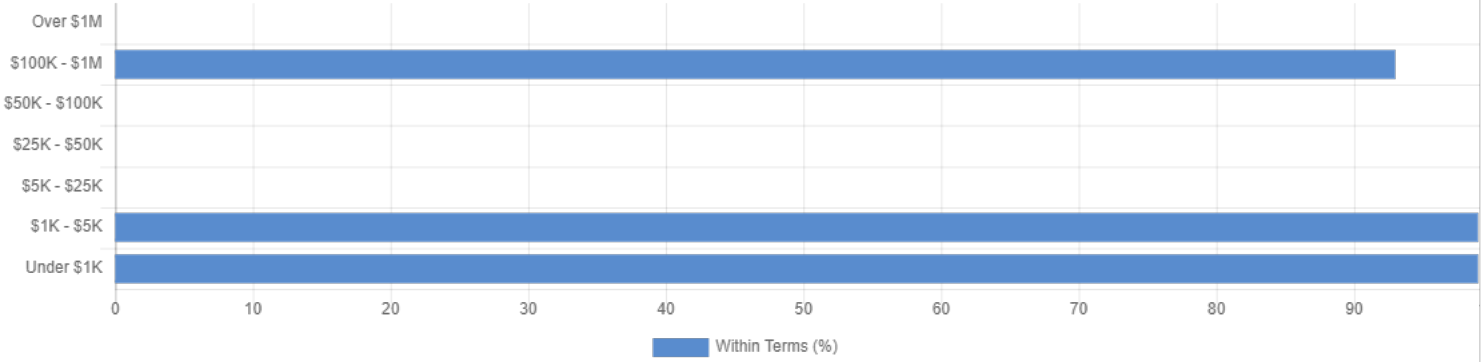

Inquiries Trend

Last Inquiries Date

04/01/21

Inquiries (past 12 months)

158

Avg Reports per month

13

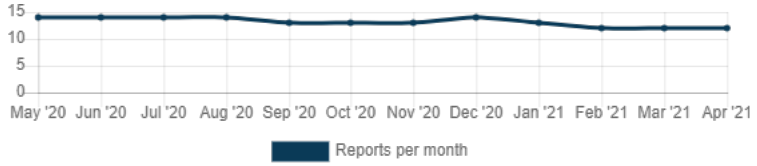

	3 Months	6 Months	9 Months
Inquiries	36	76	116

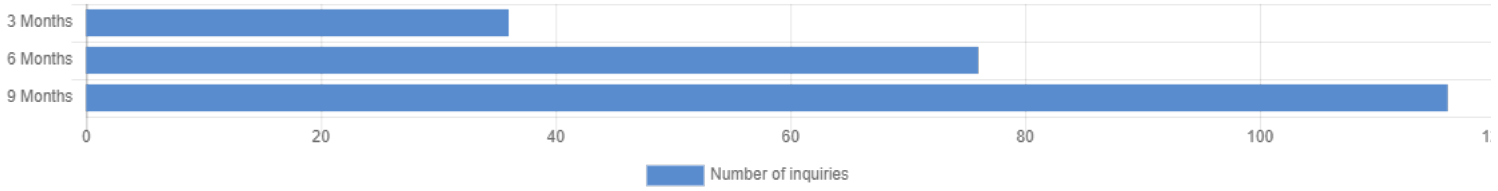

A search of public records has been conducted at the Local, State and Federal levels.

Do you see anything on this report that you believe could be improved? Don't hesitate to request updates by calling or emailing a customer support representative.

Contact Us Terms & Conditions Privacy Policy