creditsafe

Country: United States of America
Company: MEADE ROOFING SERVICES INC (US125316179)
Printed By: MARK MAGER Mager (101288173)
Printed On: 7:38 Tuesday 16th April 2024



(US) MEADE ROOFING SERVICES INC

US125316179
Company Number: 4411890

Risk Score	International Score	Credit Limit	Derogatory Legal	Possible OFAC	DBT	Payment Experiences	Payment Trend	Inquiries Trend
35	C	$6.5K	0 (-)	No	13	23		

Risk Score	The Creditsafe Risk Score works on a scale of 1-100 and predicts the likelihood that a business's payment performance will become seriously delinquent, defined as 90-plus days beyond terms within the next 12 months or that the business will go bankrupt.
Credit Limit	The Creditsafe recommended credit limit is calculated using information from a company's payment record and from the payment records of similar companies. The company credit limit is our recommendation of the total maximum amount of credit that should be outstanding at any one time.
Derogatory Legal	The number and value of tax liens and judgements filed in the last 6 years and 9 months plus bankruptcies filed in the last 9 years and 9 months, the total dollar value is shown in the brackets.
Possible OFAC	Indicates whether the company is possibly on a list of sanctioned businesses the US government prohibits US businesses from trading with under the Patriot Act.
Days Beyond Terms	Days Beyond Terms (DBT) is the dollar weighted average number of days beyond the invoice due date that this company pays its non-financial accounts.
Payment Experiences	The number of payments that have been made historically.
Payment Trend	Indicates whether the company's payment performance as measured by DBT trend is getting better or worse.
Inquiries Trend	Indicates whether the number of people viewing this company's credit report is increasing or decreasing.

Score Definition

International Score	International Score Description	US Score Description	US Risk Score
A	Very Low Risk	Very Low Risk	71 - 100
B	Low Risk	Low Risk	51 - 70
C	Moderate Risk	Moderate Risk	30 - 50
D	High Risk	High Risk	21 - 29
D	High Risk	Very High Risk	1 - 20
E	Not Rated	No Score / Recent Bankruptcy	This includes bankruptcies, insufficient information, negative press, and other special cases.

Not Rated Score Definitions

Score	Score Description
Insufficient Information	Applies to companies that have less than 2 of the following fields populated (Employee Range, Annual Sales Amount, Years in Business, SIC) and no DBT
Recent Bankruptcy on File	Applies to companies that have a bankruptcy with a filing date in the last 24 months
Bankruptcy on File	Applies to companies that have a bankruptcy with a filing date older than 24 months and company activity status is Inactive
Ultimate Holding Company is Bankrupt	Companies Ultimate holding Company is bankrupt
Out of Business	Companies confirmed as being closed
Negative Press	Companies showing signs of deterioration based on press releases and/or other available information
Unable to Confirm Existence	Companies who are not registered with the Secretary of State and/or we are unable to confirm existence via other available information sources
Company SBA loan in Charged-Off status	This company's SBA loan has been reported as being in Charged Off Status. Because of this, the rating and limit on this company has been suspended.
Suspended Rating	Company requires further investigation due to a number of anomalies that have raised concerns.
Reported victim of fraudulent activity	This company has reported being a victim of identity theft and / or fraud

Summary

Key Information

Company Name	MEADE ROOFING SERVICES INC
Other Legal Name	MEADE ROOFING SERVICES, INC.
Charter Number	4411890
Establishment Date	01/01/2020
Company Type	Incorporated
SIC Description	ROOFING, SIDING, AND SHEETMETAL WORK

Contact Information

Address	13 N MILL ST, LEXINGTON, OH 44904 view on map
Location Type	Headquarters
Website	meaderoofingservices.com
Phone Number	(740) 694-5525
Corporate Primary Address	13 N MILL ST, LEXINGTON, OH, 44904

Score History

Current Score

35

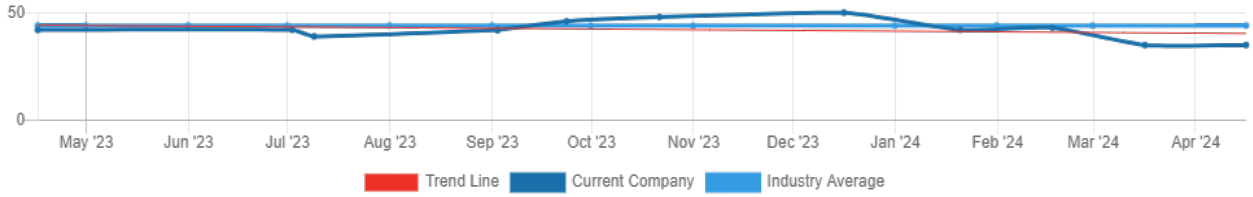

Trade Payment Dashboard

Days Beyond Terms	Total Trade Lines	Active Trade Lines	Total Balance	Last Updated	Recent High Credit	Average Credit Amount
13	3	3	$2.7K	04/03/2024	$21.9K	$907

% Past Due

creditsafe

18%	Past Due	Severely Past Due	Highest $ Past Due	Highest $ Severely Past Due	Industry DBT Comparison	Credit Ratio
	$488	$488	$1.4K	$488		

Total Value Paid	Paid On Time	Value Paid On Time	Paid Late	Value Paid Late	Paid Severely Late	Value Paid Severely Late
$98.5K	13	$88.1K	10	$10.4K	0	$0

Do you want to join the world's largest payment data program?

Join Now

Trade Payment Information

Total Trade Lines: 3

Status	Current	1 - 30	31 - 60	61 - 90	91 +	Total
Outstanding	$2,234	$0	$0	$488	$0	$2,722
Payment Experience Value	$88,098	$9,800	$559	$0	$0	$98,457
Payment Experiences	13	6	4	0	0	23

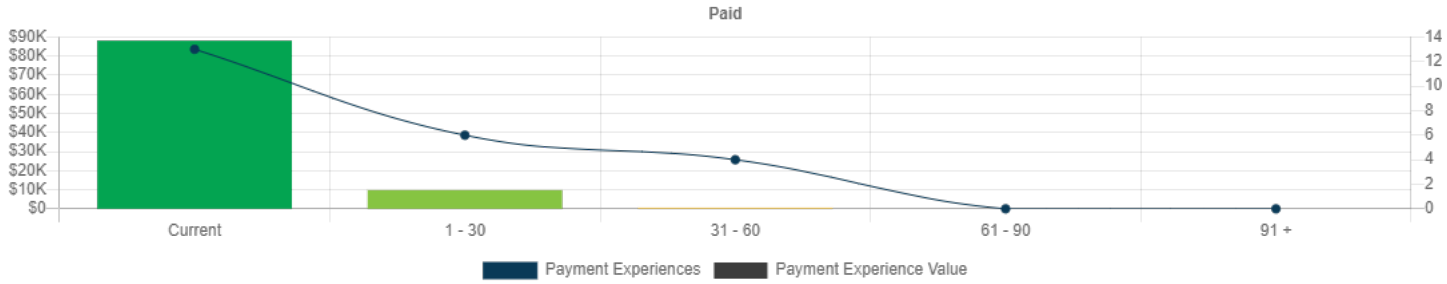

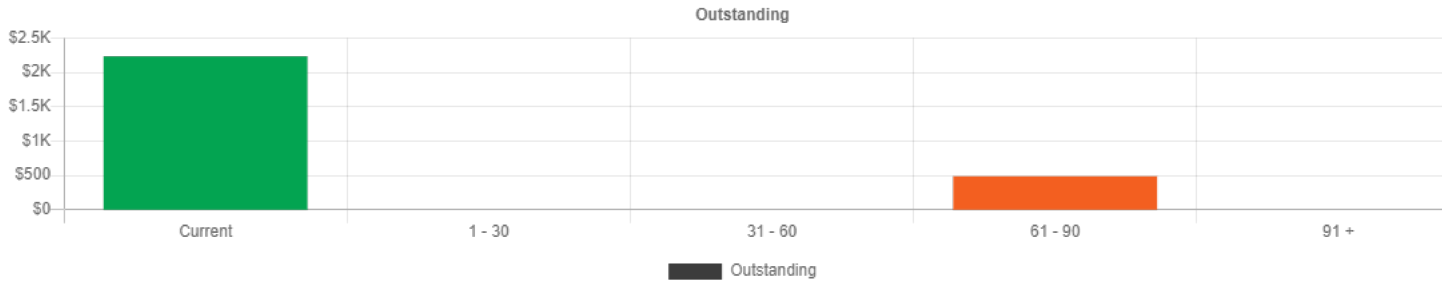

Historical Trade Information

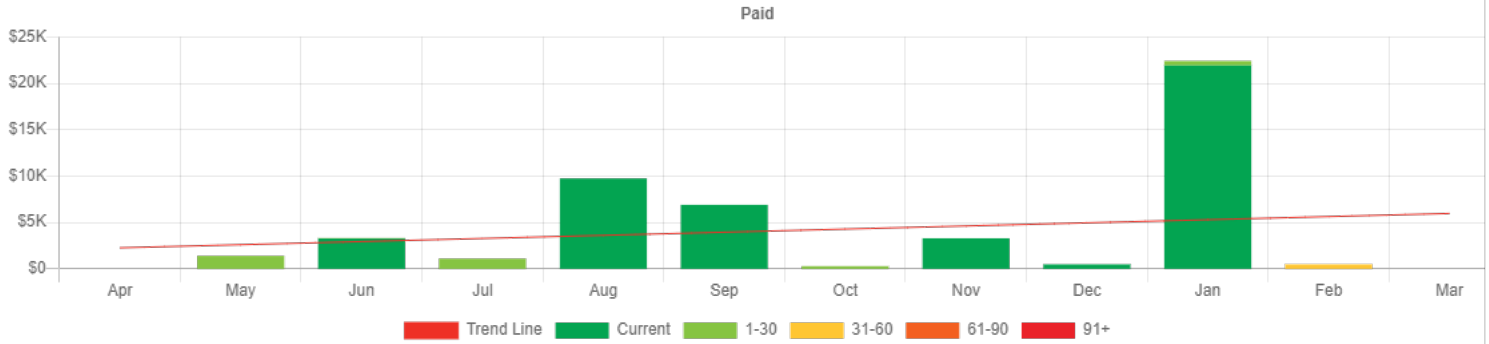

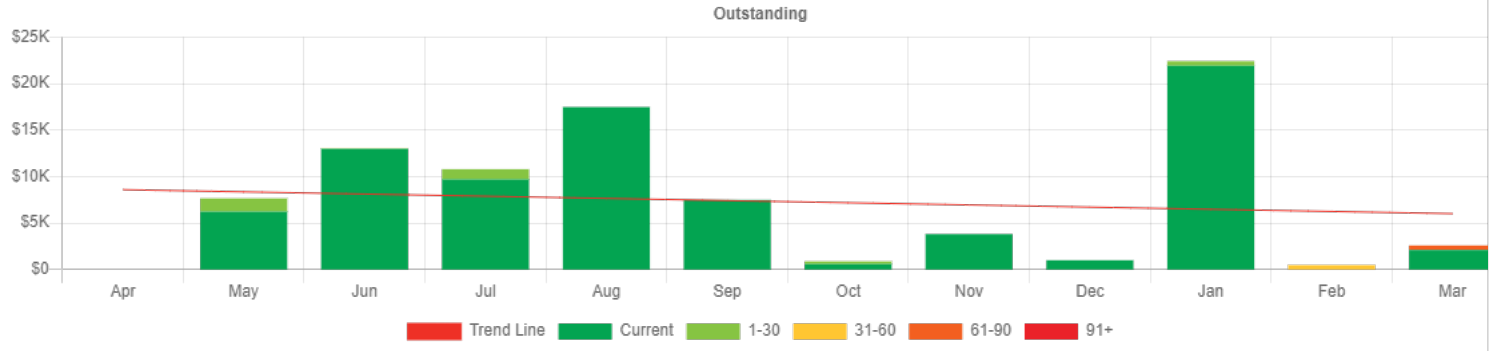

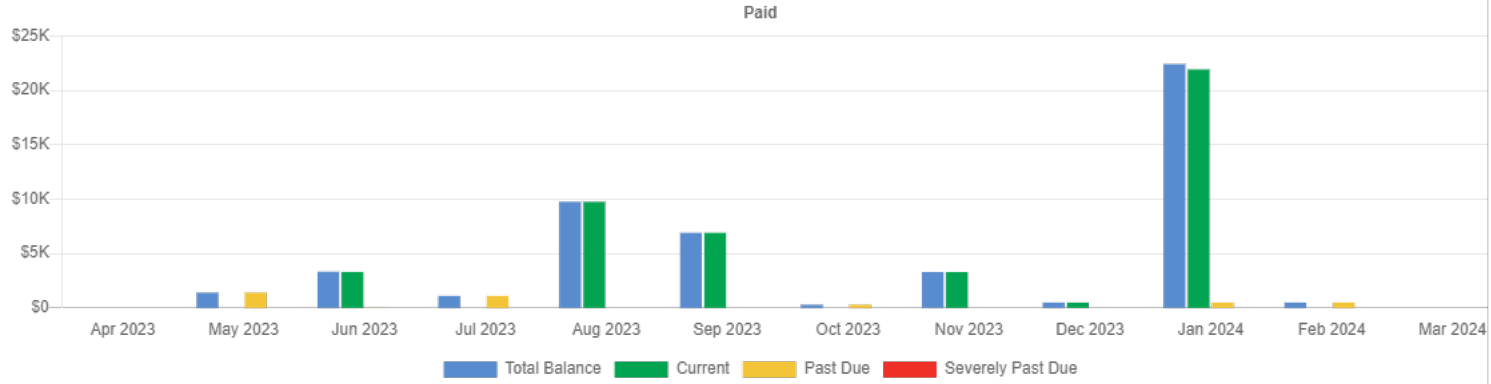

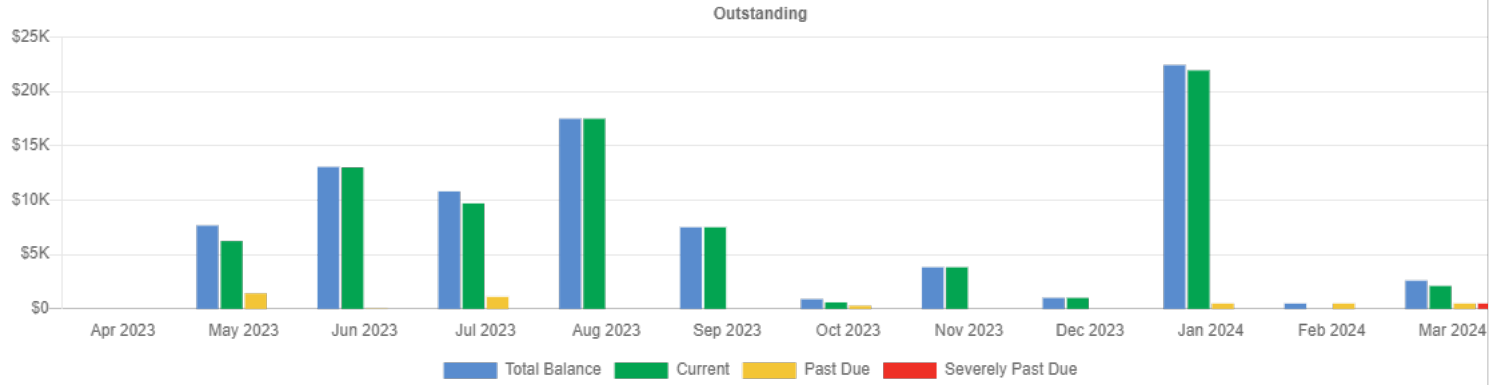

		Current	1-30	31-60	61-90	91+	Total
March 2024	Outstanding	$2,109	$0	$0	$488	$0	$2,597
	Paid	$0	$0	$0	$0	$0	$0
February 2024	Outstanding	$0	$0	$488	$0	$0	$488
	Paid	$0	$0	$488	$0	$0	$488
January 2024	Outstanding	$21,922	$488	$0	$0	$0	$22,410
	Paid	$21,922	$488	$0	$0	$0	$22,410
December 2023	Outstanding	$1,012	$0	$0	$0	$0	$1,012
	Paid	$488	$0	$0	$0	$0	$488
November 2023	Outstanding	$3,824	$0	$0	$0	$0	$3,824
	Paid	$3,300	$0	$0	$0	$0	$3,300
October 2023	Outstanding	$599	$291	$0	$0	$0	$890
	Paid	$0	$291	$0	$0	$0	$291
September 2023	Outstanding	$7,503	$0	$0	$0	$0	$7,503

	Paid	$6,904	$0	$0	$0	$0	$6,904
August 2023	Outstanding	$17,483	$0	$0	$0	$0	$17,483
	Paid	$9,755	$0	$0	$0	$0	$9,755
July 2023	Outstanding	$9,698	$1,105	$0	$0	$0	$10,803
	Paid	$0	$1,105	$0	$0	$0	$1,105
June 2023	Outstanding	$13,006	$22	$21	$0	$0	$13,049
	Paid	$3,308	$0	$21	$0	$0	$3,329
May 2023	Outstanding	$6,236	$1,424	$0	$0	$0	$7,660
	Paid	$0	$1,402	$0	$0	$0	$1,402
April 2023	Outstanding	$0	$0	$0	$0	$0	$0
	Paid	$0	$0	$0	$0	$0	$0

Inquiries Trend

Last Inquiries Date

04/01/2

4

Inquiries (past 12 months)

15

Avg Reports per month

1

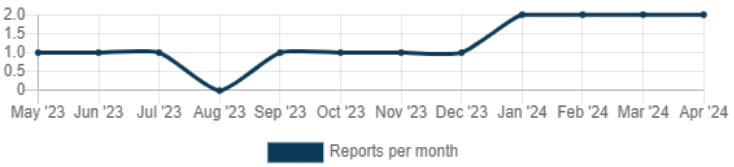

	3 Months	6 Months	9 Months
Inquiries	6	10	12

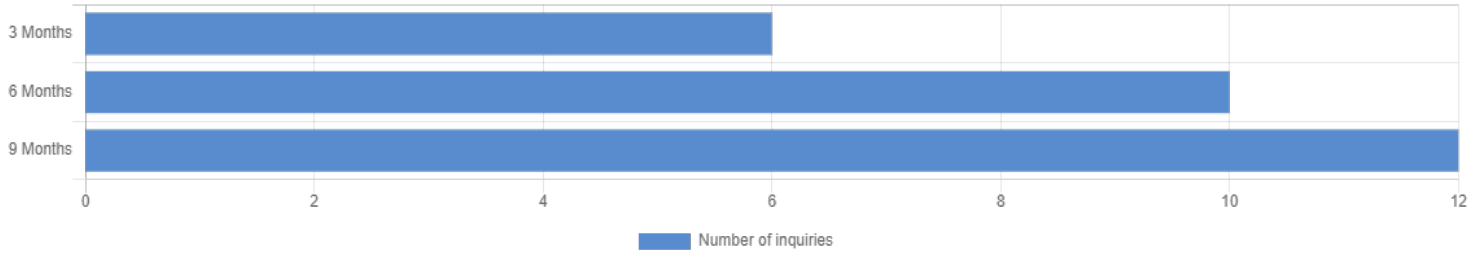

Score/Limit/Indicators

Score/Limit

Risk Score

Today's Score

35

Score Description	Score
Very Low Risk	71 - 100
Low Risk	51 - 70
Moderate Risk	30 - 50
High Risk	21 - 29
Very High Risk	1 - 20
No Score / Recent Bankruptcy	This includes bankruptcies, insufficient information,

Definition

The Creditsafe Risk Score works on a scale of 1-100 and predicts the likelihood that a business's payment performance will become seriously delinquent, defined as 90-plus days beyond terms within the next 12 months or that the business will go bankrupt.

Credit Limit

Today's Limit

$6.5K

Definition

The Creditsafe recommended credit limit is calculated using information from a company's payment record and from the payment records of similar companies. The company credit limit is our recommendation of the total maximum amount of credit that should be outstanding at any one time.

International Score

Creditsafe International Score

C

International Score Description

Moderate Risk

International Score Definition

The Creditsafe International Score is a standardized score derived from the Creditsafe score. It enables credit risk comparison between companies that are registered in different countries.

International Score	International Score Description	US Score Description	US Risk Score
A	Very Low Risk	Very Low Risk	71 - 100
B	Low Risk	Low Risk	51 - 70
C	Moderate Risk	Moderate Risk	30 - 50
D	High Risk	High Risk	21 - 29
D	High Risk	Very High Risk	1 - 20
E	Not Rated	No Score / Recent Bankruptcy	This includes bankruptcies, insufficient information, negative press, and other special cases.

Risk Percentiles

US Percentile

This company is in the 8th percentile of companies in the United States. This means that 8% of all rated companies in the Creditsafe universe have a lower score (higher risk).

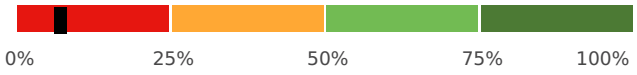

Industry Percentile

This company is in the 31st percentile within its industry. This means that 31% of all rated companies in SIC 1761 have a lower score (higher risk).

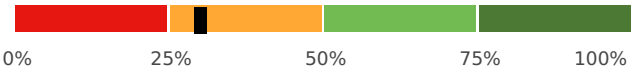

Commentaries

– The company has been in business for 4 years.

The DBT for the company (13) compares unfavorably with other company in the same industry (6.3).

The DBT for the company (13) compares unfavorably with other company in the same state (3.04).

The DBT Trend has worsened over the last four months.

– The company has UCC filings.

– The company is not part of a group.

The local score for this company has decreased from 43 to 35.

The credit limit for this company has decreased from $9,500 to $6,500.

Score History

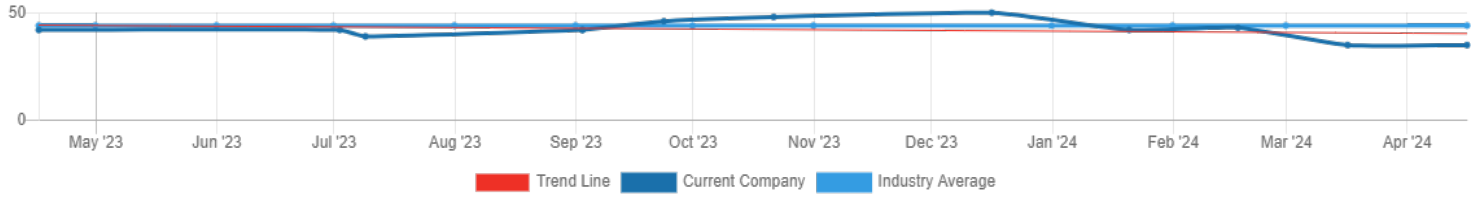

Payment Data

Payment Data

Trade Payment Dashboard

Days Beyond Terms	Total Trade Lines	Active Trade Lines	Total Balance	Last Updated	Recent High Credit	Average Credit Amount
13	3	3	$2.7K	04/03/2024	$21.9K	$907

% Past Due	Past Due	Severely Past Due	Highest $ Past Due	Highest $ Severely Past Due	Industry DBT Comparison	Credit Ratio
18%	$488	$488	$1.4K	$488		

Total Value Paid	Paid On Time	Value Paid On Time	Paid Late	Value Paid Late	Paid Severely Late	Value Paid Severely Late
$98.5K	13	$88.1K	10	$10.4K	0	$0

Do you want to join the world's largest payment data program?

Join Now

Trade Payment Information

Total Trade Lines: 3

Status	Current	1 - 30	31 - 60	61 - 90	91 +	Total
Outstanding	$2,234	$0	$0	$488	$0	$2,722
Payment Experience Value	$88,098	$9,800	$559	$0	$0	$98,457
Payment Experiences	13	6	4	0	0	23

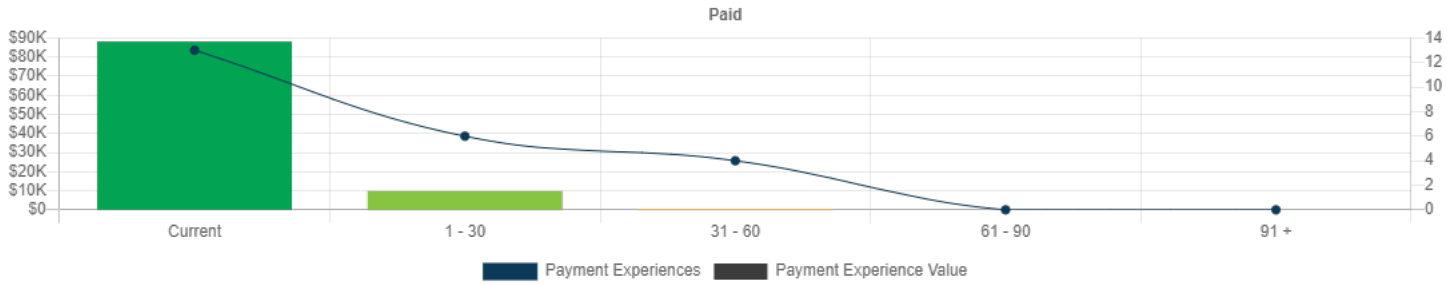

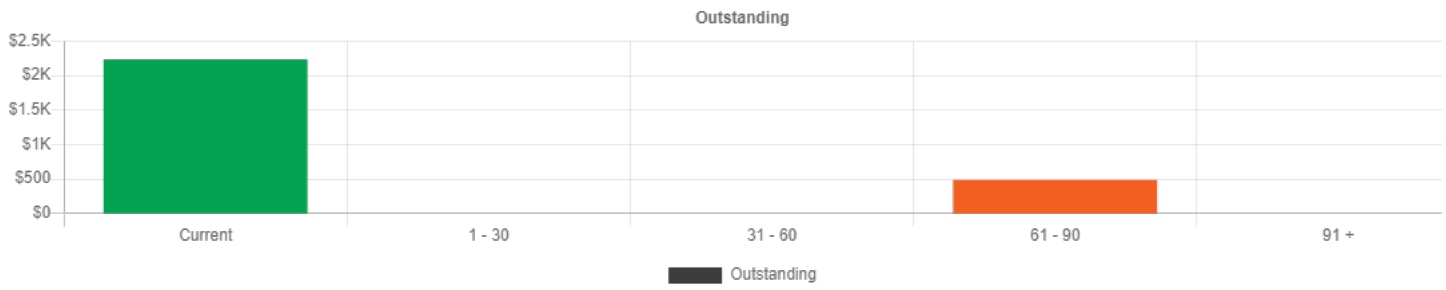

DBT Peer Analysis

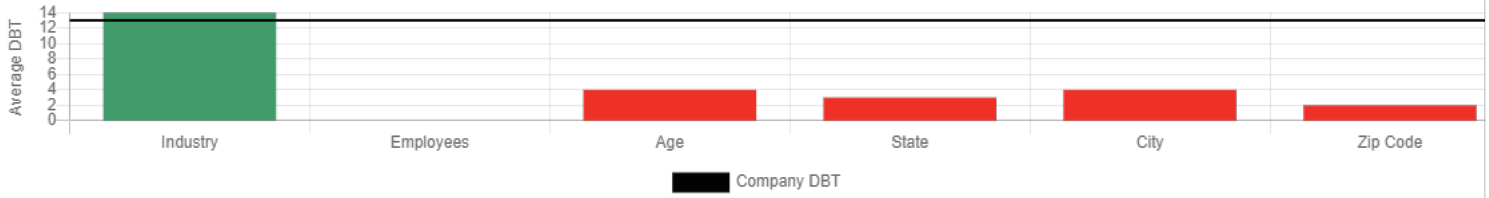

Historic Trade Information - Monthly DBT Trends

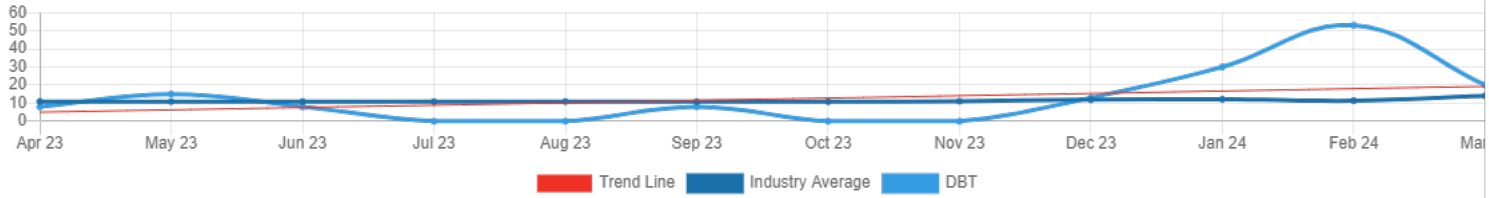

Industry Breakdown

Industry	Status	Trade Lines	Experiences	Current	1-30	31-60	61-90	91+	Total
Agriculture, Forestry & Fishing	Outstanding	0	-	$0	$0	$0	$0	$0	$0
	Paid	0	0	$0	$0	$0	$0	$0	$0
Mining & Quarrying	Outstanding	0	-	$0	$0	$0	$0	$0	$0
	Paid	0	0	$0	$0	$0	$0	$0	$0
Construction	Outstanding	0	-	$0	$0	$0	$0	$0	$0
	Paid	0	0	$0	$0	$0	$0	$0	$0
Manufacturing	Outstanding	0	-	$0	$0	$0	$0	$0	$0
	Paid	0	0	$0	$0	$0	$0	$0	$0
Transportation & Storage	Outstanding	0	-	$0	$0	$0	$0	$0	$0
	Paid	0	0	$0	$0	$0	$0	$0	$0
Information & Communication	Outstanding	0	-	$0	$0	$0	$0	$0	$0
	Paid	0	0	$0	$0	$0	$0	$0	$0
Utilities	Outstanding	0	-	$0	$0	$0	$0	$0	$0

Wholesale Trade	Paid	0	0	$0	$0	$0	$0	$0	$0
	Outstanding	0	-	$0	$0	$0	$0	$0	$0
Retail Trade	Paid	0	0	$0	$0	$0	$0	$0	$0
	Outstanding	0	-	$0	$0	$0	$0	$0	$0
Financial & Insurance Activities	Paid	0	0	$0	$0	$0	$0	$0	$0
	Outstanding	1	-	$125	$0	$0	$0	$0	$125
Real Estate Activities	Paid	2	2	$250	$0	$0	$0	$0	$250
	Outstanding	0	-	$0	$0	$0	$0	$0	$0
Accommodation & Food Service Activities	Paid	0	0	$0	$0	$0	$0	$0	$0
	Outstanding	0	-	$0	$0	$0	$0	$0	$0
Administrative & Support Service Activities	Paid	0	0	$0	$0	$0	$0	$0	$0
	Outstanding	0	-	$0	$0	$0	$0	$0	$0
Professional, Scientific & Technical Activities	Paid	0	0	$0	$0	$0	$0	$0	$0
	Outstanding	0	-	$0	$0	$0	$0	$0	$0
Non-Classifiable Establishments	Paid	0	0	$0	$0	$0	$0	$0	$0
	Outstanding	2	-	$2,109	$0	$0	$488	$0	$2,597
	Paid	15	21	$87,848	$9,800	$559	$0	$0	$98,207

Trade Breakdown by Industry

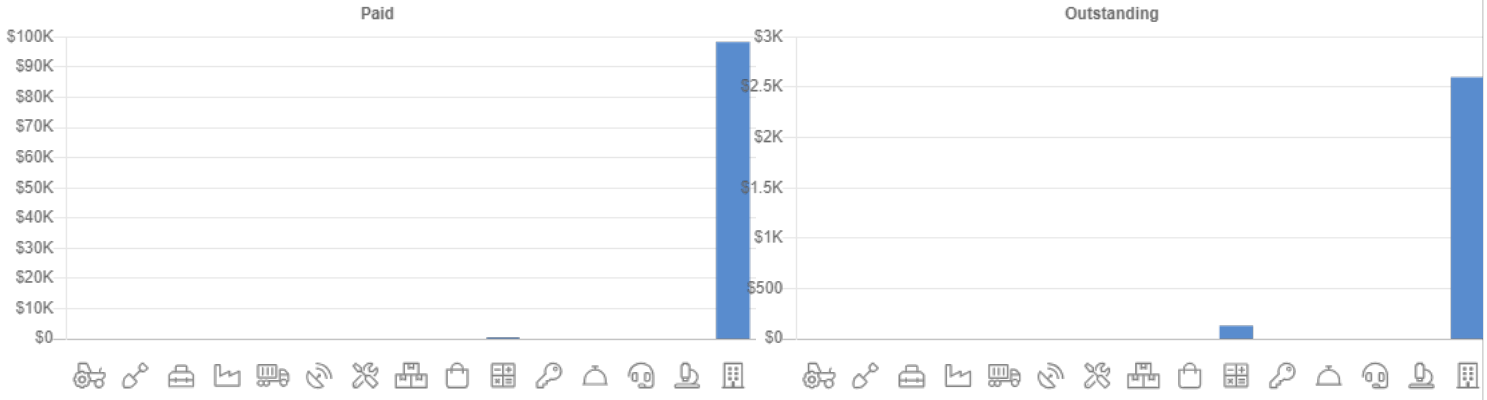

Historical Trade Information

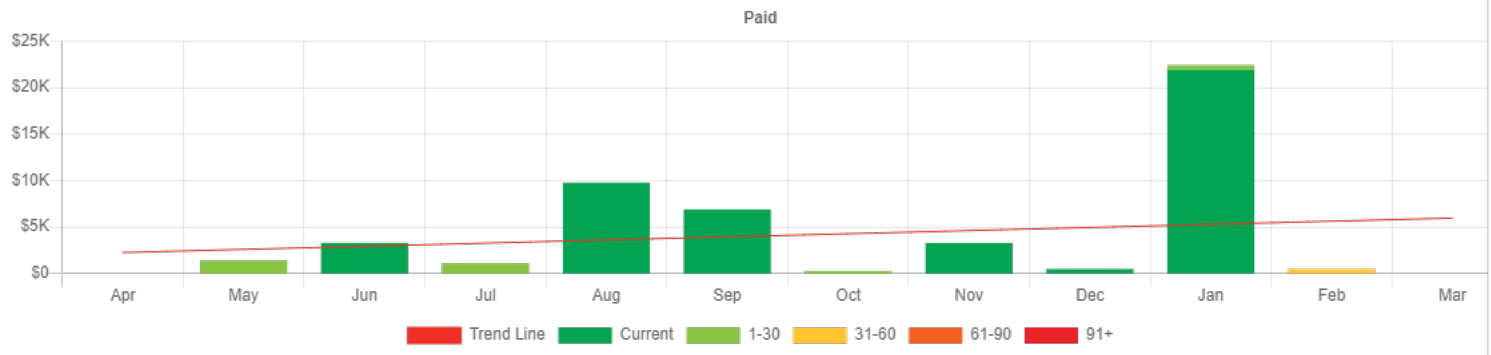

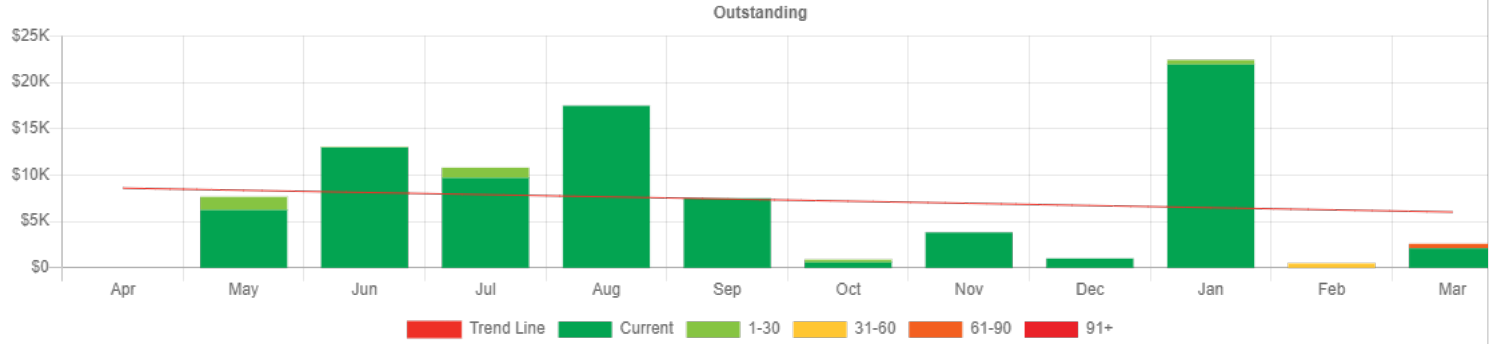

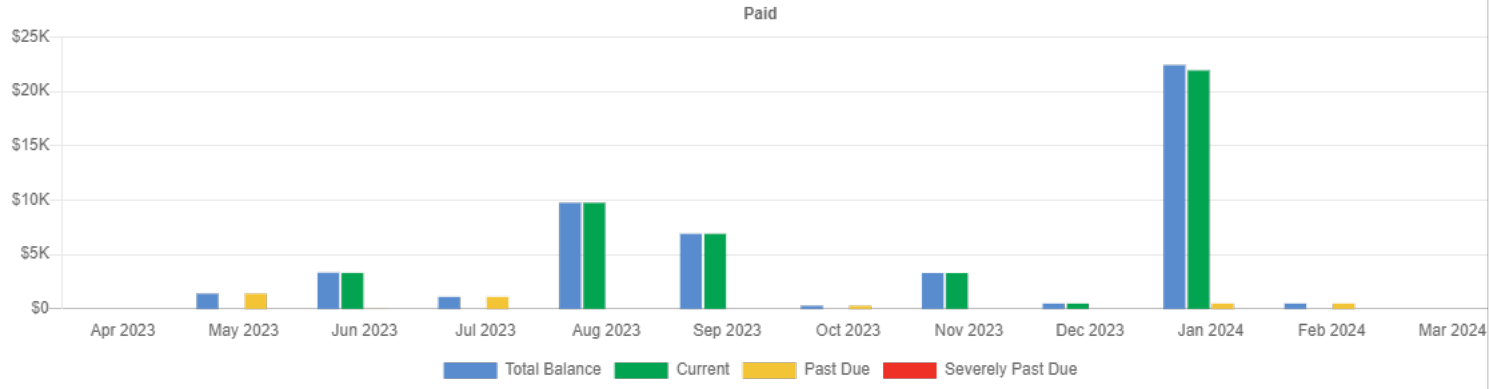

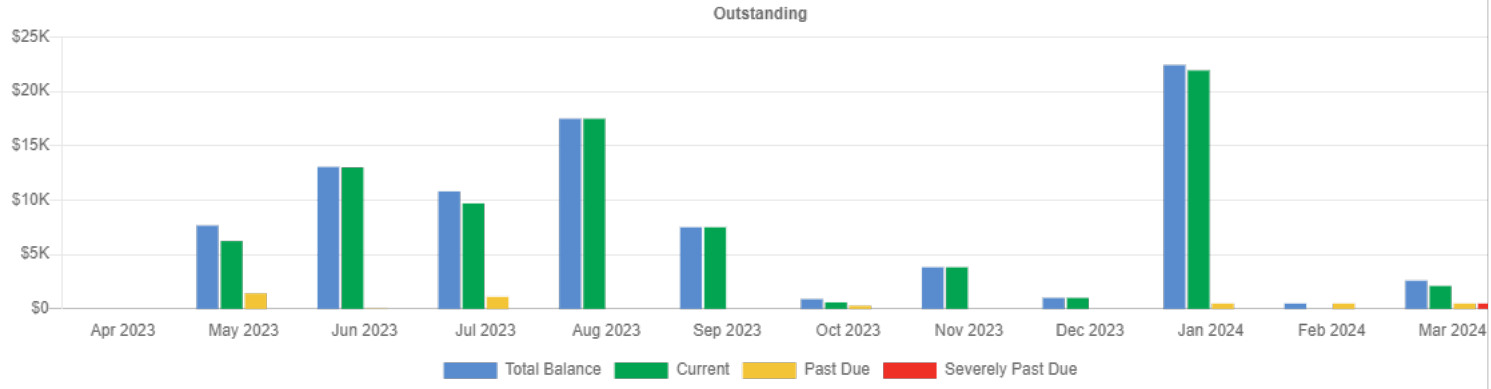

		Current	1-30	31-60	61-90	91+	Total
March 2024	Outstanding	$2,109	$0	$0	$488	$0	$2,597
	Paid	$0	$0	$0	$0	$0	$0
February 2024	Outstanding	$0	$0	$488	$0	$0	$488
	Paid	$0	$0	$488	$0	$0	$488
January 2024	Outstanding	$21,922	$488	$0	$0	$0	$22,410
	Paid	$21,922	$488	$0	$0	$0	$22,410

December 2023	Outstanding	$1,012	$0	$0	$0	$0	$1,012
	Paid	$488	$0	$0	$0	$0	$488
November 2023	Outstanding	$3,824	$0	$0	$0	$0	$3,824
	Paid	$3,300	$0	$0	$0	$0	$3,300
October 2023	Outstanding	$599	$291	$0	$0	$0	$890
	Paid	$0	$291	$0	$0	$0	$291
September 2023	Outstanding	$7,503	$0	$0	$0	$0	$7,503
	Paid	$6,904	$0	$0	$0	$0	$6,904
August 2023	Outstanding	$17,483	$0	$0	$0	$0	$17,483
	Paid	$9,755	$0	$0	$0	$0	$9,755
July 2023	Outstanding	$9,698	$1,105	$0	$0	$0	$10,803
	Paid	$0	$1,105	$0	$0	$0	$1,105
June 2023	Outstanding	$13,006	$22	$21	$0	$0	$13,049
	Paid	$3,308	$0	$21	$0	$0	$3,329
May 2023	Outstanding	$6,236	$1,424	$0	$0	$0	$7,660
	Paid	$0	$1,402	$0	$0	$0	$1,402
April 2023	Outstanding	$0	$0	$0	$0	$0	$0
	Paid	$0	$0	$0	$0	$0	$0

Trade Payments By Credit Extended

Credit Extended	Trade Lines With Outstanding Balance	Trade Lines Paid	Total Amount Outstanding	Total Amount Paid	Outstanding Past Due	Paid Past Due
Over $1M	0	0	$0	$0	$0	$0
$100K - $1M	0	0	$0	$0	$0	$0
$50K - $100K	0	0	$0	$0	$0	$0
$25K - $50K	0	0	$0	$0	$0	$0
$5K - $25K	0	1	$0	$79K	$0	$3.3K
$1K - $5K	1	1	$2.6K	$17.4K	$488	$5.8K
Under $1K	2	3	$225	$2K	$0	$1.3K

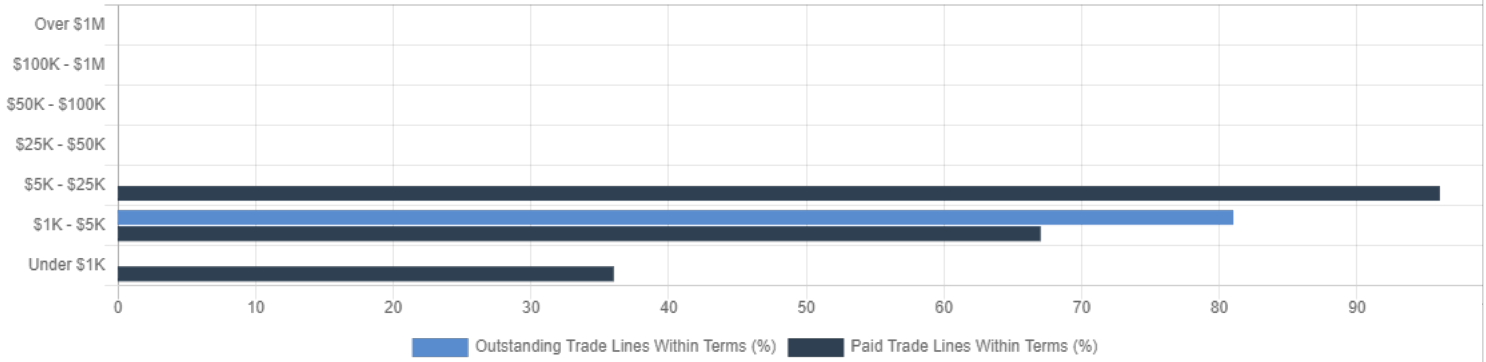

High Credit Balances

Currency view

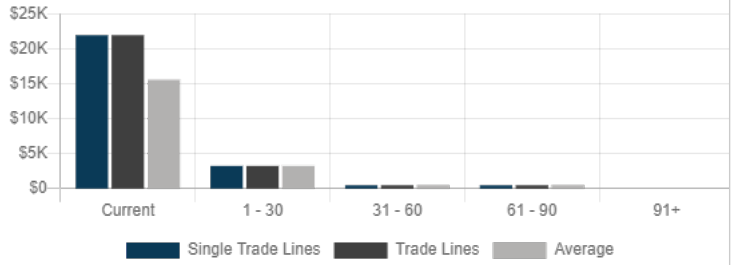

	Current	1 - 30	31 - 60	61 - 90	91+
Single Trade Lines	$21.9K	$3.3K	$488	$488	$0
Trade Lines	$21.9K	$3.3K	$488	$488	$0
Average	$15.5K	$3.3K	$488	$488	$0

DBT view

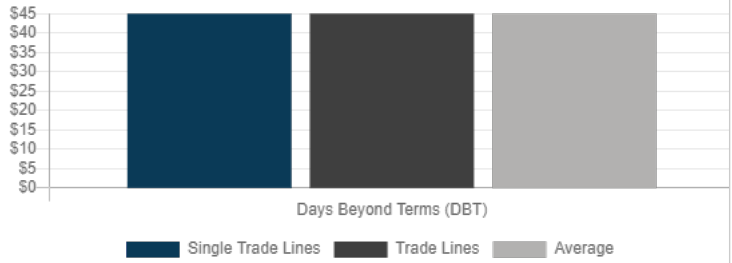

	Days Beyond Terms (DBT)
Single Trade Lines	45
Trade Lines	45
Average	45

Lifetime Credit Balances

Currency view



	3 Month High	6 Month High	9 Month High	12 Month High	Lifetime High
Single Trade Lines	$21.9K	$21.9K	$21.9K	$21.9K	$21.9K
Trade Lines	$22.4K	$22.4K	$22.4K	$22.4K	$22.4K
Average	$7.5K	$7.5K	$10.8K	$13K	$15.5K

DBT view

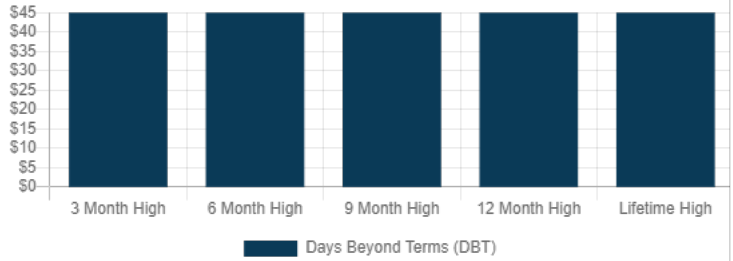

	3 Month High	6 Month High	9 Month High	12 Month High	Lifetime High
Days Beyond Terms (DBT)	45	45	45	45	45

Past Due Balances

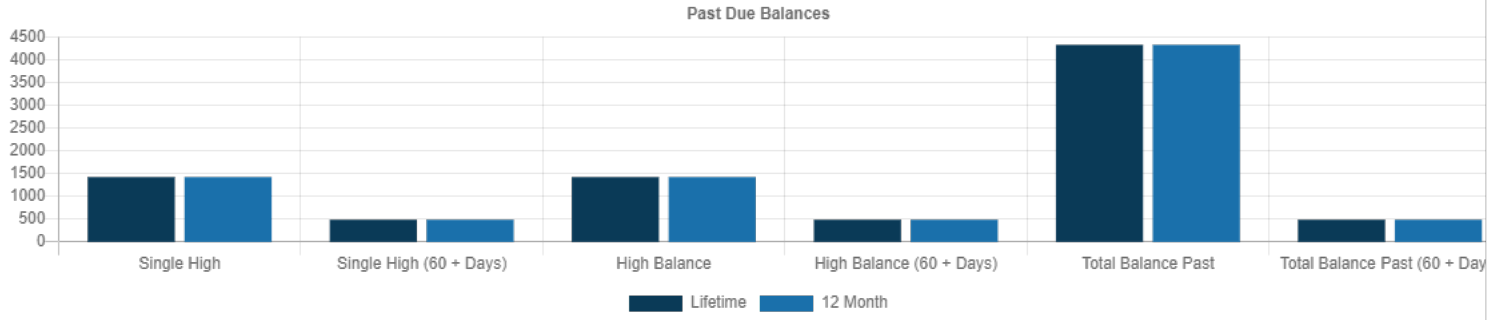

	Single High	Single High (60 + Days)	High Balance	High Balance (60 + Days)	Total Balance Past	Total Balance Past (60 + Days)
Lifetime	$1.4K	$488	$1.4K	$488	$4.3K	$488
12 Month	$1.4K	$488	$1.4K	$488	$4.3K	$488

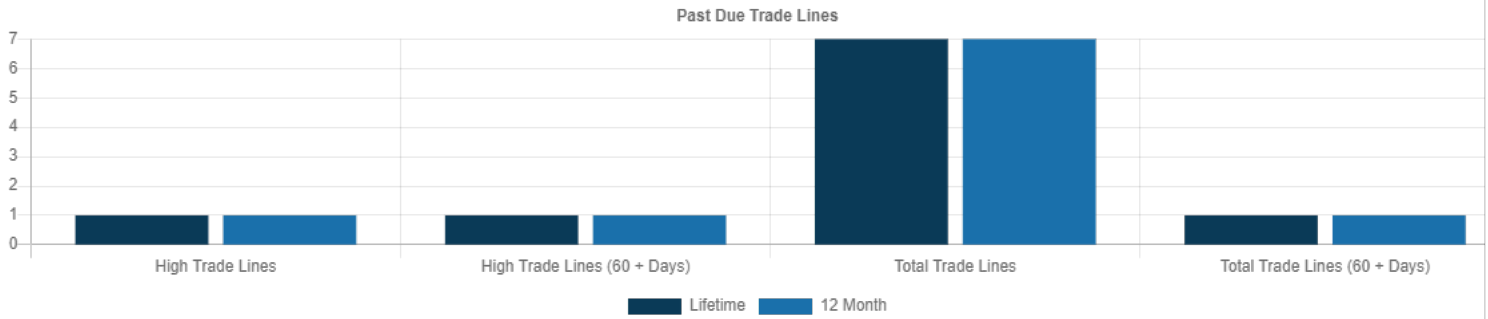

	High Trade Lines	High Trade Lines (60 + Days)	Total Trade Lines	Total Trade Lines (60 + Days)
Lifetime	1	1	7	1
12 Month	1	1	7	1

Legal Filings

Summary

Legal Filings Summary

	Bankruptcy	Judgements	Suits	Tax Lien Filings	Sum	Cautionary UCC Filings	UCC Filings
This Company	No	0	0	0	$0	0	6

Most Recent Filings

Legal Filing	Date Filed	Filing Type	Case/Filing Number	Status	Released Date
UCC	01/24/2024	-	OH00278851451	Active	-
UCC	08/04/2023	-	OH00274987070	Active	-
UCC	07/10/2023	-	SR1108628	Active	-
UCC	11/15/2021	-	OH00250007480	Active	-
UCC	02/13/2021	-	OH00250007480	Active	-

Industry Comparison

Judgements

Industry Sector (SIC)	1761	Current Company	0
Industry Description	ROOFING, SIDING, AND SHEETMETAL WORK	Industry Average	0.01

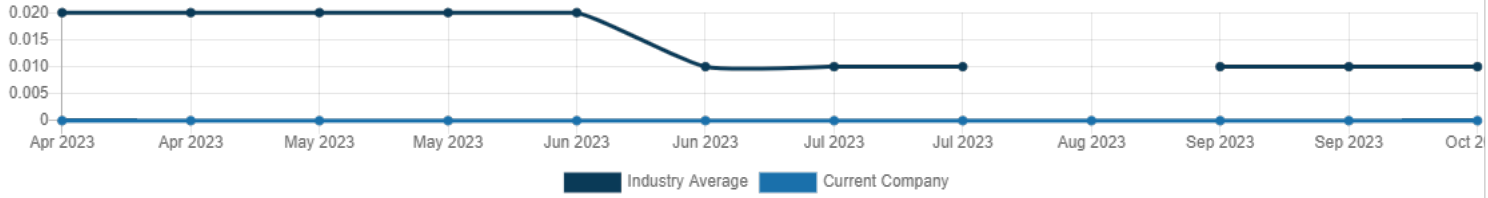

Tax Liens

Industry Sector (SIC)	1761	Current Company	-

Industry Description	ROOFING, SIDING, AND SHEETMETAL WORK	Industry Average	0.06

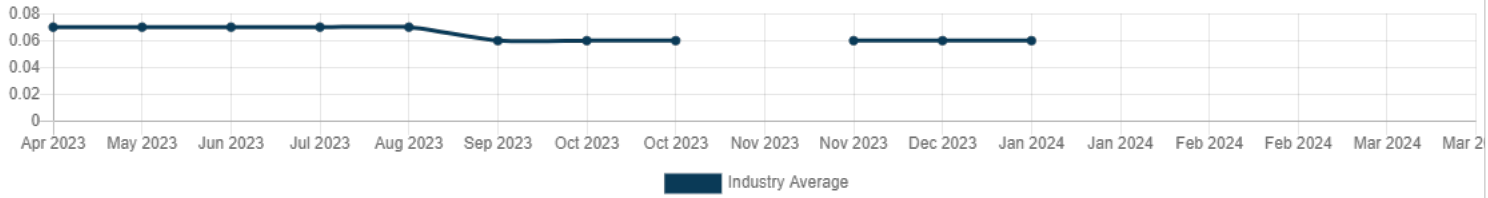

UCC

Industry Sector (SIC)	1761	Current Company	5
Industry Description	ROOFING, SIDING, AND SHEETMETAL WORK	Industry Average	0.14

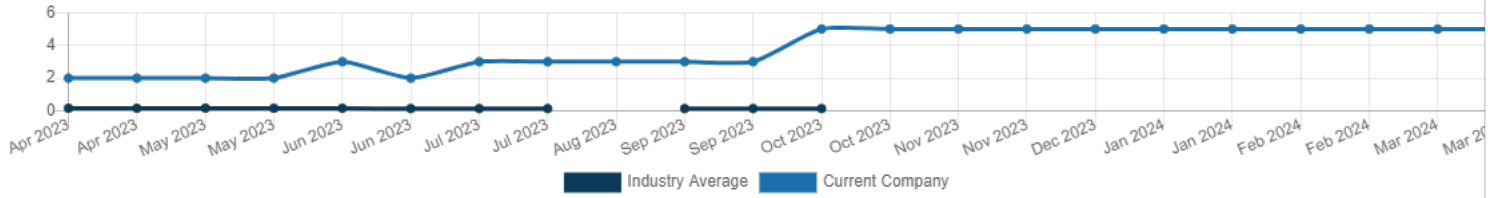

UCCs

Summary

Total	Cautionary UCCs	UCCs
6	0	6

Uniform Commercial Code (UCC) Filings

Date Filed	Expiration Date	Filing Number	Jurisdiction	Collateral	Status
01/24/2024	-	OH00278851451	SEC OF STATE OH	-	FILED

Related Document Number	Filing Type	Filing Office
OH00278851451	FILED	SEC OF STATE OH 30 E BROAD ST COLUMBUS OH 43266

Debtor Information		Secured Party Information	
Name	MEADE ROOFING SERVICES INC	Name	FIRST KNOX NATIONAL BANK DIVISION OF THE PARK NATIONAL BANK
Street	13 NORTH MILL ST	Street	1 S MAIN ST PO BOX 1270
City, State	LEXINGTON, OH	City, State	MT VERNON, OH
ZIP	44904--120	ZIP	43058

08/04/2023	-	OH00274987070	SEC OF STATE OH	-	FILED

Related Document Number	Filing Type	Filing Office
OH00274987070	FILED	SEC OF STATE OH 30 E BROAD ST COLUMBUS OH 43266

Debtor Information		Secured Party Information	
Name	MEADE ROOFING SERVICES INC	Name	HEARTLAND BANK
Street	13 N MILL ST	Street	430 N HAMILTON RD HEARTLAND BANK
City, State	LEXINGTON, OH	City, State	WHITEHALL, OH
ZIP	44904	ZIP	43213

07/10/2023 - SR1108628 SEC OF STATE OH - TERMINATED

Related Document Number	Filing Type	Filing Office
OH00250007480	TERMINATED	SEC OF STATE OH 30 E BROAD ST COLUMBUS OH 43266

Debtor Information		Secured Party Information	
Name	MEADE ROOFING SERVICES INC	Name	HEARTLAND BANK
Street	13 N MILL ST	Street	430 N HAMILTON RD
City, State	LEXINGTON, OH	City, State	WHITEHALL, OH
ZIP	44904	ZIP	43213

11/15/2021 - OH00250007480 SEC OF STATE OH - AMENDED

Related Document Number	Filing Type	Filing Office
OH00250007480	AMENDED	SEC OF STATE OH 30 E BROAD ST COLUMBUS OH 43266

Debtor Information		Secured Party Information	
Name	MEADE ROOFING SERVICES INC	Name	HEARTLAND BANK
Street	13 N MILL ST	Street	430 N HAMILTON RD
City, State	LEXINGTON, OH	City, State	WHITEHALL, OH
ZIP	44904	ZIP	43213

02/13/2021 - OH00250007480 SEC OF STATE OH - FILED

Related Document Number	Filing Type	Filing Office
OH00250007480	FILED	SEC OF STATE OH 30 E BROAD ST COLUMBUS OH 43266

Debtor Information		Secured Party Information	
Name	MEADE ROOFING SERVICES INC	Name	HEARTLAND BANK
Street	13 N MILL ST	Street	430 N HAMILTON RD
City, State	LEXINGTON, OH	City, State	WHITEHALL, OH
ZIP	44904	ZIP	43213

02/13/2021 - OH00250007480 SEC OF STATE OH - FILED

Related Document Number	Filing Type	Filing Office
OH00250007480	FILED	SEC OF STATE OH 30 E BROAD ST COLUMBUS OH 43266

Debtor Information		Secured Party Information	
Name	MEADE ROOFING SERVICES INC	Name	HEARTLAND BANK
Street	13 N MILL ST	Street	430 N HAMILTON RD
City, State	LEXINGTON, OH	City, State	WHITEHALL, OH
ZIP	44904	ZIP	43213

Company Details

Company Details

Company Information

Company Type	Incorporated	Years in Business	4 years
Address Type	Street Address	Estimated Annual Revenue	$1,258,000
Estimated Number of Employees	5	Location Type	Headquarters
Primary SIC Code Industry Classification	SPECIAL TRADE CONTRACTORS		

Activities

Classification	Code	Description
NAICS	238390	OTHER BUILDING FINISHING CONTRACTORS
U.S. Standard Industrial Classification 1987	1761	ROOFING, SIDING, AND SHEETMETAL WORK

Corporate Record

Corporate Record

Business Name	MEADE ROOFING SERVICES, INC.
Address	13 N MILL ST, LEXINGTON, OH, 44904
Business Legal Name	MEADE ROOFING SERVICES, INC.
SOS Charter Number	4411890
Status	Active
Incorporation Date	01/01/2020
Incorporation State	Ohio (OH)
Principal State	Ohio (OH)
Foreign/Domestic	Domestic
Profit/Non-Profit	Undetermined

This data is for information purposes only. Certification of the information can only be obtained through the government agency that is the source of this information

Officers

Corporate Officers

Corporate Officers

Contact Name	Contact Title	Address	City	State	ZIP
ANDREW MEADE	INSPECTOR	-	-	-	-
ANDREW MEADE	REGISTERED AGENT	13 N MILL ST	LEXINGTON	Ohio (OH)	44904

Possible Links

Summary

All Domestic Matches	8
Same Name	0
Same Address	4
Same Name and Address	0
Same Name and State	0
Same Name and City	0
Same Name and Zip	0
Same Telephone	4
Same Web Address	0
Same Name with Bankruptcy	0
Same Name Internationally	0



This page is not intended to show true corporate / legal linkage from this company to another but rather provide the user with the opportunity to see other reports that may share common elements such has the same or very similar address, phone, name etc.

Domestic Possible Links - (8 results) - All Domestic Matches

Company Name	Address	Safe Number	Risk Score	DBT	Limit	Legal Count
MANSFIELD CEMENT FLOORING JACK	13 N MILL ST, LEXINGTON, OH, 44904	US162466201	34	0	$3K	0
FRANZ CONSTRUCTION INC	13 N MILL ST, LEXINGTON, OH, 44904	US135209403	29	0	Cash Transactions	0

MEADE FARMS LLC	13 N MILL ST, LEXINGTON, OH, 44904	US149881266	N/A	0	Cash Transactions	0
JACK JUNG & ANDY WALKER INC	13 N MILL ST, LEXINGTON, OH, 44904	US72764158	44	0	$56K	0
MEADE CONSTRUCTION	13 N MILL ST, MANSFIELD, OH, 44904	US112910347	74	0	$240K	0
MEADE CONSTRUCTION INC	19325 ZOLMAN RD, FREDERICKTOWN, OH, 43019	US114530451	72	0	$225K	0
MEADE CONSTRUCTION, INC	25 N MAIN ST STE B, FREDERICKTOWN, OH, 43019	US10711670	81	2	$445K	0
MEADE ELECTRIC INC.	25 N MAIN ST STE C, FREDERICKTOWN, OH, 43019	US11081209	29	0	Cash Transactions	0

International Possible Links

No International Creditsafe search results found for this company.