creditsafe

Country: United States of America
Company: HAWKEYEPEDERSHAAB CONCRETE TECHNOLOGIES INC (US31000470)
Printed By: MARK MAGER Mager (101288173)
Printed On: 8:15 Monday 6th May 2024



(US) HAWKEYEPEDERSHAAB CONCRETE TECHNOLOGIES INC

US31000470
Company Number: 529615

Risk Score	International Score	Credit Limit	Derogatory Legal	Possible OFAC	DBT	Payment Experiences	Payment Trend	Inquiries Trend
79	A	$490K	0 (-)	No	2	100		

Risk Score	The Creditsafe Risk Score works on a scale of 1-100 and predicts the likelihood that a business's payment performance will become seriously delinquent, defined as 90-plus days beyond terms within the next 12 months or that the business will go bankrupt.
Credit Limit	The Creditsafe recommended credit limit is calculated using information from a company's payment record and from the payment records of similar companies. The company credit limit is our recommendation of the total maximum amount of credit that should be outstanding at any one time.
Derogatory Legal	The number and value of tax liens and judgements filed in the last 6 years and 9 months plus bankruptcies filed in the last 9 years and 9 months, the total dollar value is shown in the brackets.
Possible OFAC	Indicates whether the company is possibly on a list of sanctioned businesses the US government prohibits US businesses from trading with under the Patriot Act.
Days Beyond Terms	Days Beyond Terms (DBT) is the dollar weighted average number of days beyond the invoice due date that this company pays its non-financial accounts.
Payment Experiences	The number of payments that have been made historically.
Payment Trend	Indicates whether the company's payment performance as measured by DBT trend is getting better or worse.
Inquiries Trend	Indicates whether the number of people viewing this company's credit report is increasing or decreasing.

Score Definition

International Score	International Score Description	US Score Description	US Risk Score
A	Very Low Risk	Very Low Risk	71 - 100
B	Low Risk	Low Risk	51 - 70
C	Moderate Risk	Moderate Risk	30 - 50
D	High Risk	High Risk	21 - 29
D	High Risk	Very High Risk	1 - 20
E	Not Rated	No Score / Recent Bankruptcy	This includes bankruptcies, insufficient information, negative press, and other special cases.

Not Rated Score Definitions

Score	Score Description
Insufficient Information	Applies to companies that have less than 2 of the following fields populated (Employee Range, Annual Sales Amount, Years in Business, SIC) and no DBT
Recent Bankruptcy on File	Applies to companies that have a bankruptcy with a filing date in the last 24 months
Bankruptcy on File	Applies to companies that have a bankruptcy with a filing date older than 24 months and company activity status is Inactive
Ultimate Holding Company is Bankrupt	Companies Ultimate holding Company is bankrupt
Out of Business	Companies confirmed as being closed
Negative Press	Companies showing signs of deterioration based on press releases and/or other available information
Unable to Confirm Existence	Companies who are not registered with the Secretary of State and/or we are unable to confirm existence via other available information sources
Company SBA loan in Charged-Off status	This company's SBA loan has been reported as being in Charged Off Status. Because of this, the rating and limit on this company has been suspended.
Suspended Rating	Company requires further investigation due to a number of anomalies that have raised concerns.
Reported victim of fraudulent activity	This company has reported being a victim of identity theft and / or fraud

Summary

Key Information

Company Name	HAWKEYEPEDERSHAAB CONCRETE TECHNOLOGIES INC
Other Legal Name	HAWKEYEPEDERSHAAB CONCRETE TECHNOLOGIES INC
Charter Number	529615
Establishment Date	01/01/1949
Company Type	Incorporated
SIC Description	DURABLE GOODS, NEC
Federal Tax-ID	813648991

Contact Information

Address	506 WAPELLO ST S, MEDIAPOLIS, IA 52637 view on map
Location Type	Headquarters
Website	hpct.com
Phone Number	(319) 394-3197
Corporate Primary Address	8040 FORSYTH BLVD, ST LOUIS, MO, 63105

Score History

Current Score

79

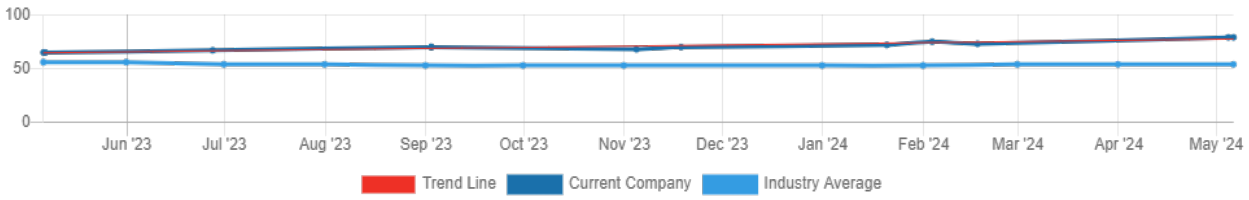

Trade Payment Dashboard

Days Beyond Terms	Total Trade Lines	Active Trade Lines	Total Balance	Last Updated	Recent High Credit	Average Credit Amount
2	17	17	$1.1M	05/01/2024	$935.4K	$65.9K

creditsafe

% Past Due	Past Due	Severely Past Due	Highest $ Past Due	Highest $ Severely Past Due	Industry DBT Comparison	Credit Ratio
4%	$45.7K	$0	$111.8K	$2.5K		

Total Value Paid	Paid On Time	Value Paid On Time	Paid Late	Value Paid Late	Paid Severely Late	Value Paid Severely Late
$649K	55	$275K	45	$374K	9	$16K

Do you want to join the world's largest payment data program? Join Now

Trade Payment Information

Total Trade Lines: 17

Status	Current	1 - 30	31 - 60	61 - 90	91 +	Total
Outstanding	$1,074,707	$45,746	$0	$0	$0	$1,120,453
Payment Experience Value	$274,972	$340,921	$17,084	$14,989	$996	$648,962
Payment Experiences	55	27	9	8	1	100

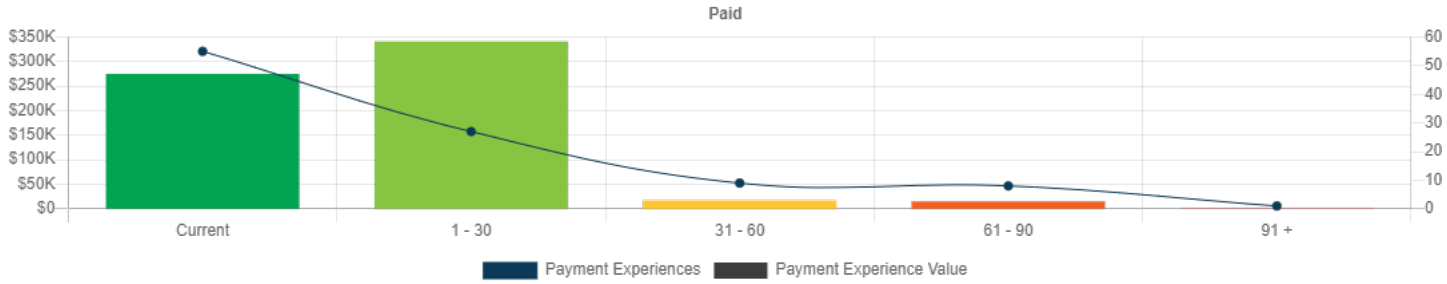

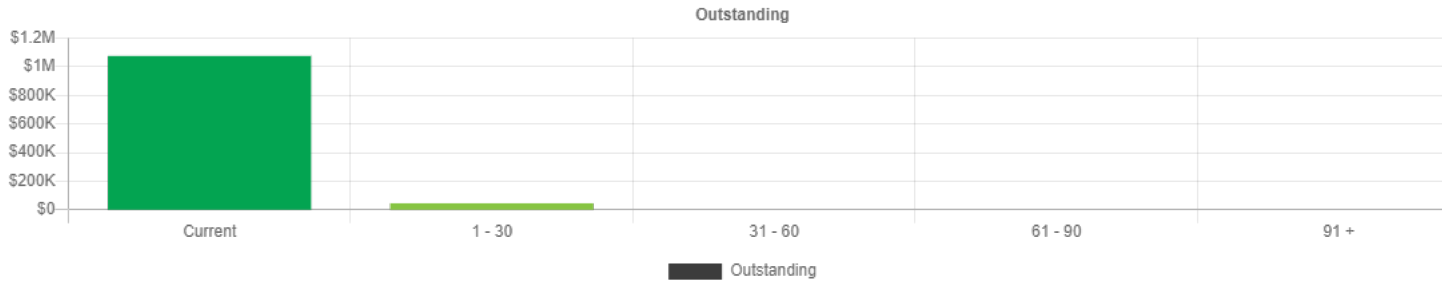

Historical Trade Information

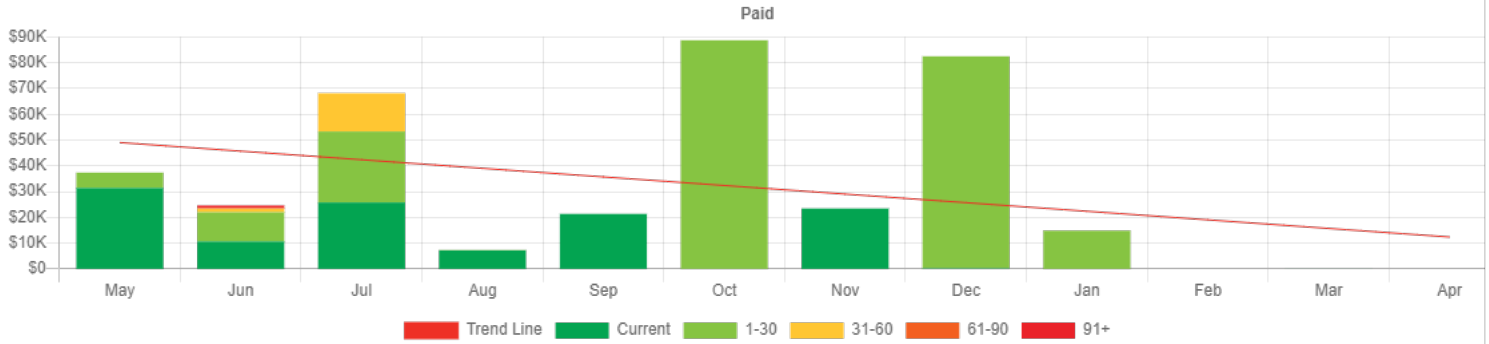

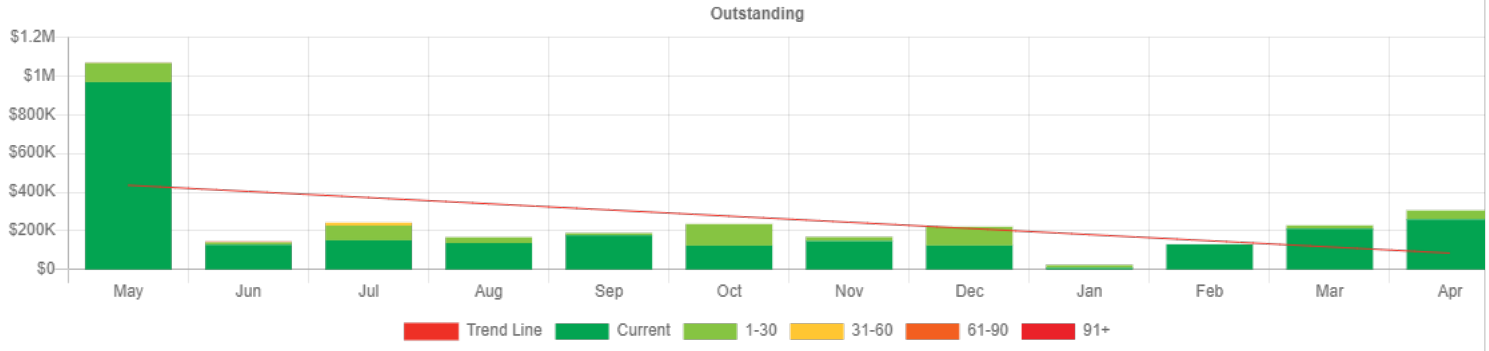

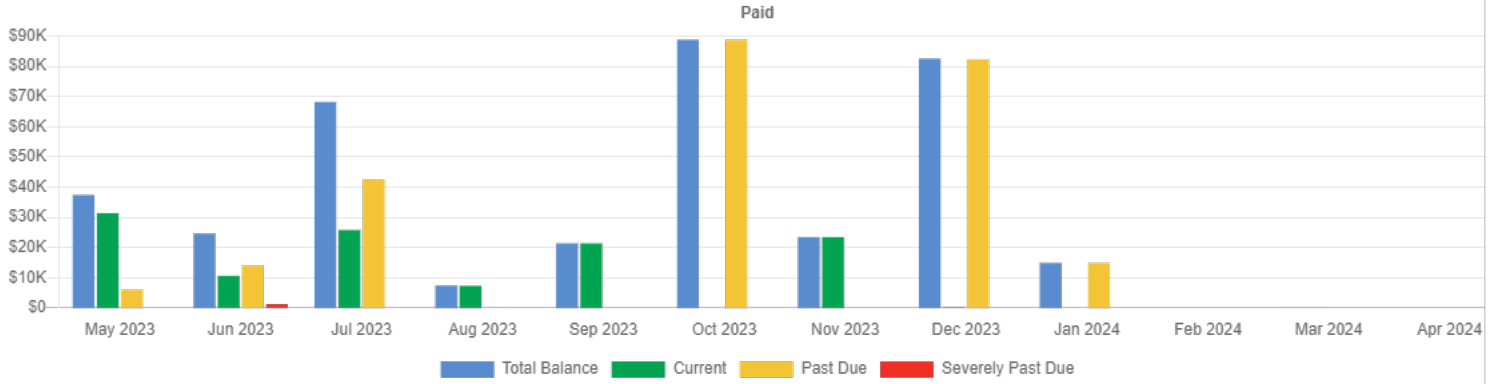

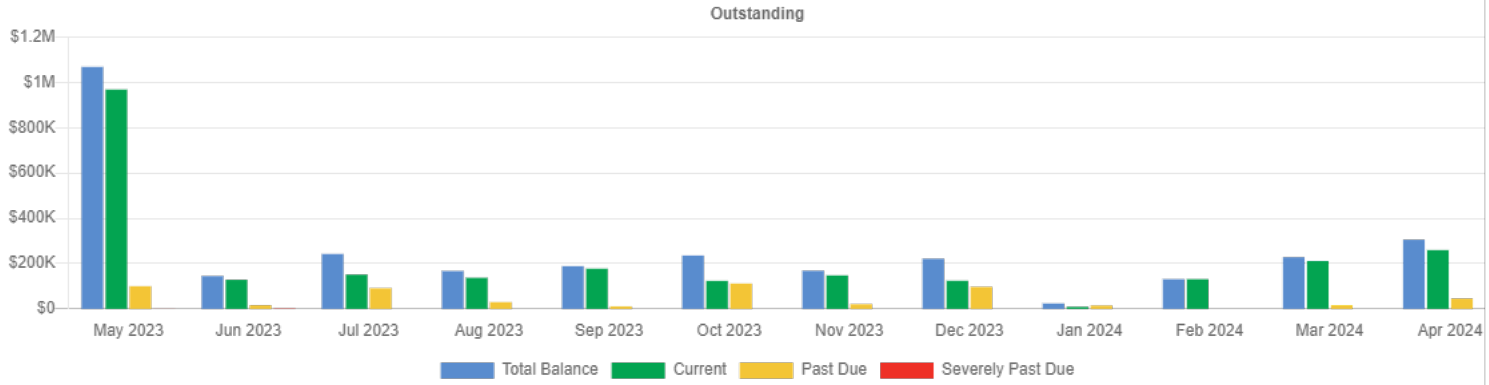

		Current	1-30	31-60	61-90	91+	Total
April 2024	Outstanding	$259,572	$45,746	$0	$0	$0	$305,318
	Paid	$0	$0	$0	$0	$0	$0
March 2024	Outstanding	$211,446	$16,793	$0	$0	$0	$228,239
	Paid	$52	$0	$0	$0	$0	$52
February 2024	Outstanding	$131,038	$0	$0	$0	$0	$131,038
	Paid	$0	$0	$0	$0	$0	$0
January 2024	Outstanding	$9,079	$14,838	$0	$0	$0	$23,917
	Paid	$2	$14,838	$0	$0	$0	$14,840
December 2023	Outstanding	$124,201	$97,102	$0	$0	$0	$221,303
	Paid	$233	$82,264	$0	$0	$0	$82,497
November 2023	Outstanding	$147,655	$20,710	$0	$0	$0	$168,365
	Paid	$23,434	$0	$0	$0	$0	$23,434
October 2023	Outstanding	$123,717	$111,736	$0	$80	$0	$235,533

	Paid	$0	$88,720	$0	$0	$0	$88,720
September 2023	Outstanding	$177,429	$11,111	$0	$80	$0	$188,620
	Paid	$21,345	$0	$0	$0	$0	$21,345
August 2023	Outstanding	$137,292	$29,736	$80	$0	$0	$167,108
	Paid	$7,266	$0	$80	$0	$0	$7,346
July 2023	Outstanding	$151,365	$76,123	$14,859	$0	$0	$242,347
	Paid	$25,771	$27,536	$14,859	$0	$0	$68,166
June 2023	Outstanding	$128,380	$12,580	$1,398	$492	$1,992	$144,842
	Paid	$10,624	$11,334	$1,398	$246	$996	$24,598
May 2023	Outstanding	$967,888	$98,798	$632	$0	$688	$1,068,006
	Paid	$31,375	$5,979	$0	$0	$0	$37,354

Inquiries Trend

Last Inquiries Date

05/01/2

4

Inquiries (past 12 months)

199

Avg Reports per month

17

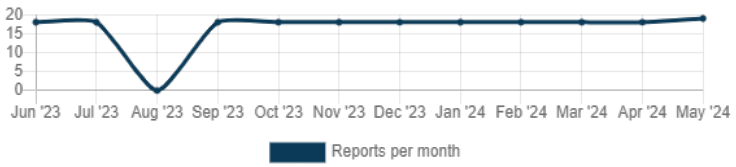

	3 Months	6 Months	9 Months
Inquiries	55	109	163

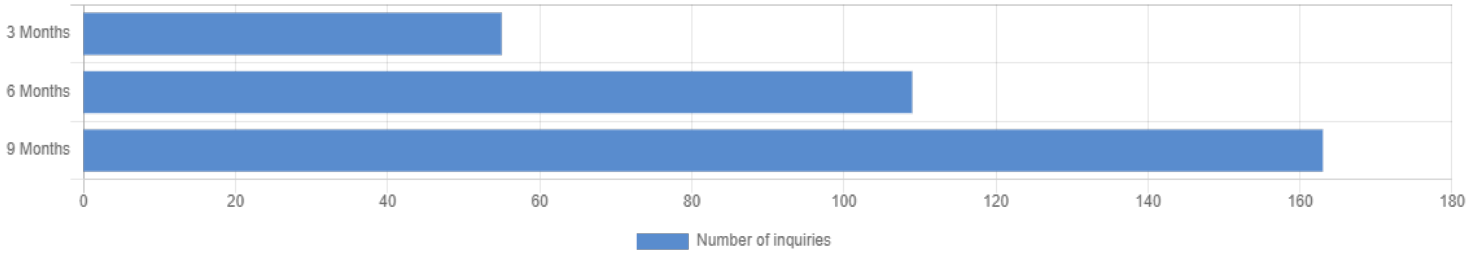

Score/Limit/Indicators

Score/Limit

Risk Score

Today's Score

79

Score Description	Score
Very Low Risk	71 - 100
Low Risk	51 - 70
Moderate Risk	30 - 50
High Risk	21 - 29
Very High Risk	1 - 20
No Score / Recent Bankruptcy	This includes bankruptcies, insufficient information,

Definition

The Creditsafe Risk Score works on a scale of 1-100 and predicts the likelihood that a business's payment performance will become seriously delinquent, defined as 90-plus days beyond terms within the next 12 months or that the business will go bankrupt.

Credit Limit

Today's Limit

$490K

Definition

The Creditsafe recommended credit limit is calculated using information from a company's payment record and from the payment records of similar companies. The company credit limit is our recommendation of the total maximum amount of credit that should be outstanding at any one time.

International Score

Creditsafe International Score

A

International Score Description

Very Low Risk

International Score Definition

The Creditsafe International Score is a standardized score derived from the Creditsafe score. It enables credit risk comparison between companies that are registered in different countries.

International Score	International Score Description	US Score Description	US Risk Score
A	Very Low Risk	Very Low Risk	71 - 100
B	Low Risk	Low Risk	51 - 70
C	Moderate Risk	Moderate Risk	30 - 50
D	High Risk	High Risk	21 - 29
D	High Risk	Very High Risk	1 - 20
E	Not Rated	No Score / Recent Bankruptcy	This includes bankruptcies, insufficient information, negative press, and other special cases.

Risk Percentiles

US Percentile

This company is in the 98th percentile of companies in the United States.
This means that 98% of all rated companies in the Creditsafe universe have a lower score (higher risk).

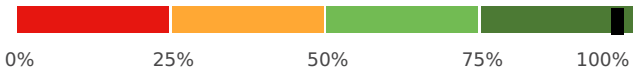

Industry Percentile

This company is in the 97th percentile within its industry.
This means that 97% of all rated companies in SIC 5099 have a lower score (higher risk).

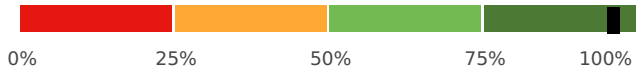

Commentaries

- The company has been in business for 75 years.
- The DBT for the company (2) is similar to other company in the same industry (3.64).
- The DBT for the company (2) is similar to other company in the same state (1.48).
- The DBT Trend has remained stable over the last four months.
- The company has UCC filings.
- The company is not part of a group.

The local score for this company has increased from 73 to 79.

The credit limit for this company has increased from $410,000 to $490,000.

Score History

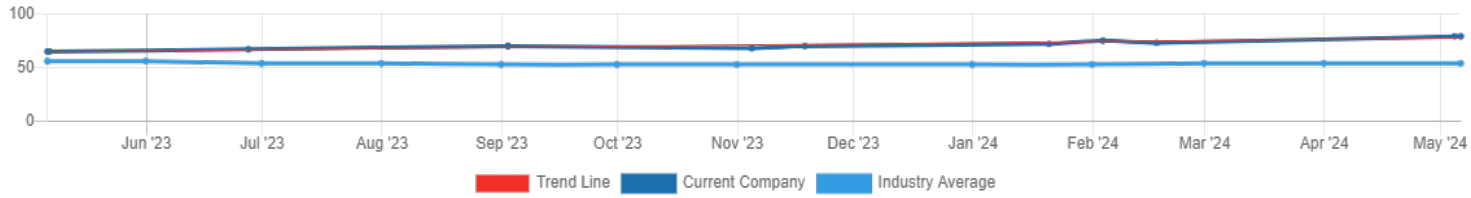

Payment Data

Payment Data

Trade Payment Dashboard

Days Beyond Terms	Total Trade Lines	Active Trade Lines	Total Balance	Last Updated	Recent High Credit	Average Credit Amount
2	17	17	$1.1M	05/01/2024	$935.4K	$65.9K

% Past Due	Past Due	Severely Past Due	Highest $ Past Due	Highest $ Severely Past Due	Industry DBT Comparison	Credit Ratio
4%	$45.7K	$0	$111.8K	$2.5K		

Total Value Paid	Paid On Time	Value Paid On Time	Paid Late	Value Paid Late	Paid Severely Late	Value Paid Severely Late
$649K	55	$275K	45	$374K	9	$16K

Do you want to join the world's largest payment data program?

Join Now

Trade Payment Information

Total Trade Lines: 17

Status	Current	1 - 30	31 - 60	61 - 90	91 +	Total
Outstanding	$1,074,707	$45,746	$0	$0	$0	$1,120,453
Payment Experience Value	$274,972	$340,921	$17,084	$14,989	$996	$648,962
Payment Experiences	55	27	9	8	1	100



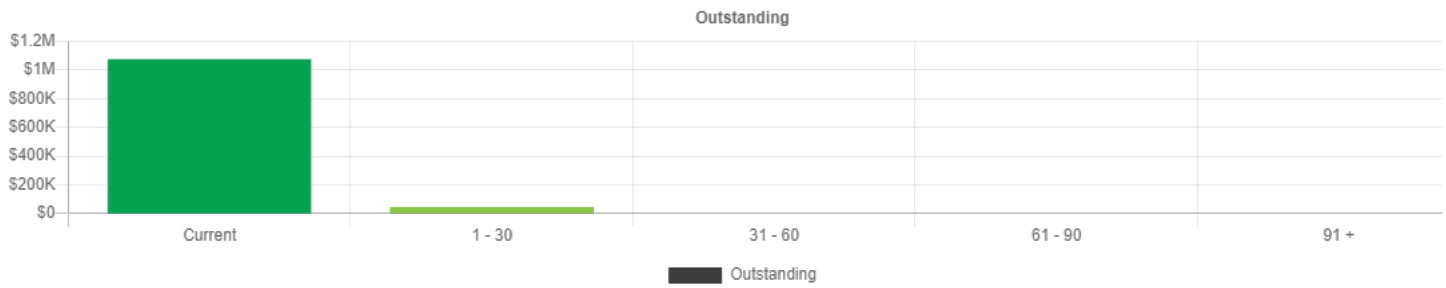

DBT Peer Analysis

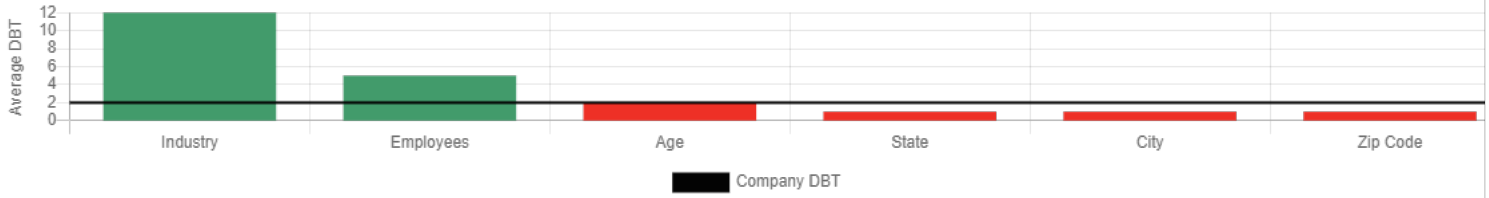

Historic Trade Information - Monthly DBT Trends

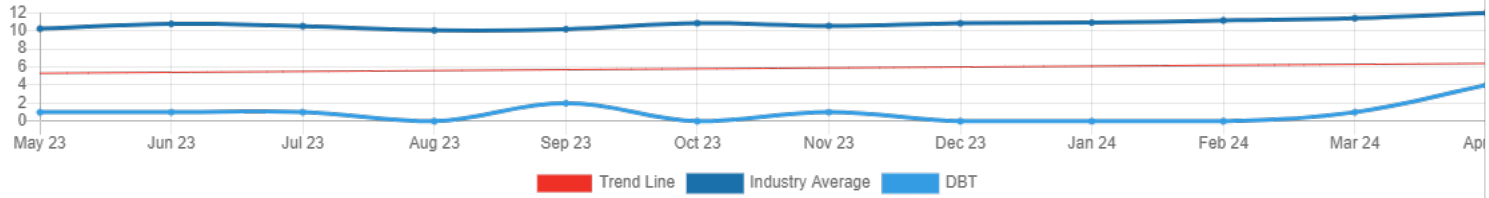

Industry Breakdown

Industry	Status	Trade Lines	Experiences	Current	1-30	31-60	61-90	91+	Total
Agriculture, Forestry & Fishing	Outstanding	0	-	$0	$0	$0	$0	$0	$0
	Paid	0	0	$0	$0	$0	$0	$0	$0
Mining & Quarrying	Outstanding	0	-	$0	$0	$0	$0	$0	$0
	Paid	0	0	$0	$0	$0	$0	$0	$0
Construction	Outstanding	0	-	$0	$0	$0	$0	$0	$0
	Paid	0	0	$0	$0	$0	$0	$0	$0
Manufacturing	Outstanding	0	-	$0	$0	$0	$0	$0	$0
	Paid	8	8	$22,861	$1,173	$0	$0	$0	$24,034
Transportation & Storage	Outstanding	1	-	$0	$0	$0	$0	$0	$0
	Paid	0	0	$0	$0	$0	$0	$0	$0
Information & Communication	Outstanding	3	-	$815,453	$0	$0	$0	$0	$815,453
	Paid	15	15	$25,045	$0	$0	$0	$0	$25,045
Utilities	Outstanding	0	-	$0	$0	$0	$0	$0	$0

Wholesale Trade	Paid	1	3	$245	$0	$0	$246	$996	$1,487
	Outstanding	2	-	$0	$0	$0	$0	$0	$0
Retail Trade	Paid	25	34	$127,387	$27,041	$2,172	$1,186	$0	$157,786
	Outstanding	0	-	$0	$0	$0	$0	$0	$0
Financial & Insurance Activities	Paid	0	0	$0	$0	$0	$0	$0	$0
	Outstanding	3	-	$310	$0	$0	$0	$0	$310
Real Estate Activities	Paid	0	0	$0	$0	$0	$0	$0	$0
	Outstanding	0	-	$0	$0	$0	$0	$0	$0
Accommodation & Food Service Activities	Paid	0	0	$0	$0	$0	$0	$0	$0
	Outstanding	0	-	$0	$0	$0	$0	$0	$0
Administrative & Support Service Activities	Paid	0	0	$0	$0	$0	$0	$0	$0
	Outstanding	0	-	$0	$0	$0	$0	$0	$0
Professional, Scientific & Technical Activities	Paid	0	0	$0	$0	$0	$0	$0	$0
	Outstanding	0	-	$0	$0	$0	$0	$0	$0
Non-Classifiable Establishments	Paid	0	0	$0	$0	$0	$0	$0	$0
	Outstanding	8	-	$258,944	$45,746	$0	$0	$0	$304,690
	Paid	28	40	$99,434	$312,707	$14,912	$13,557	$0	$440,610

Trade Breakdown by Industry

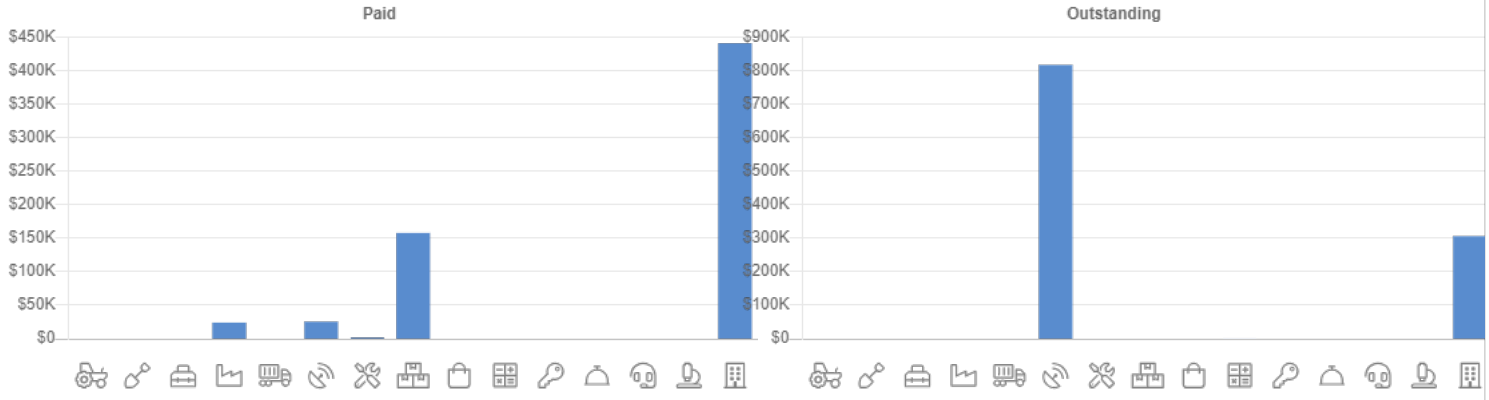

Historical Trade Information

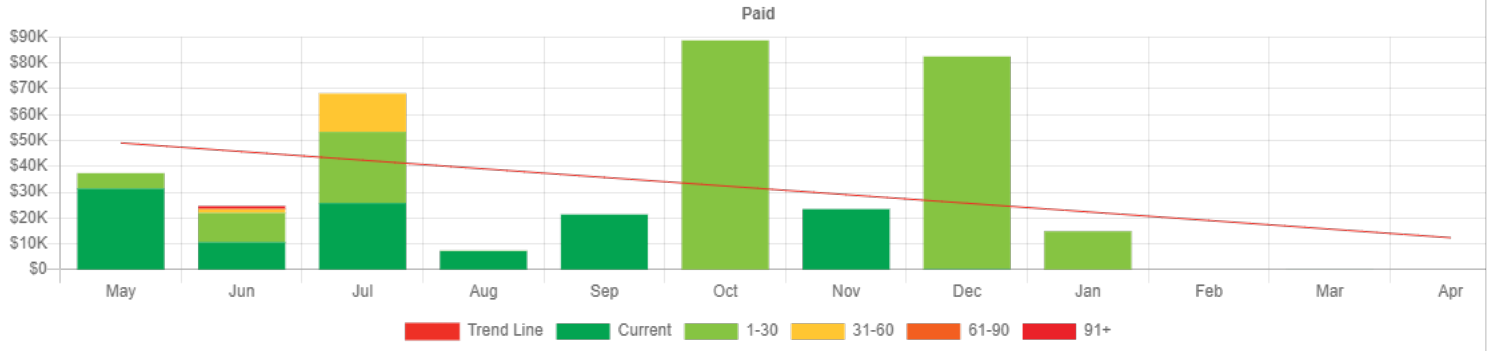

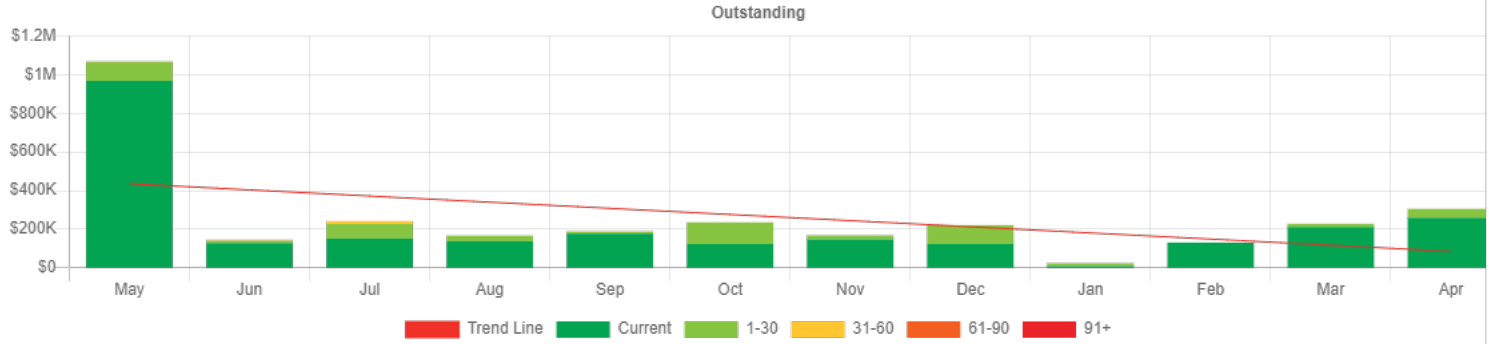

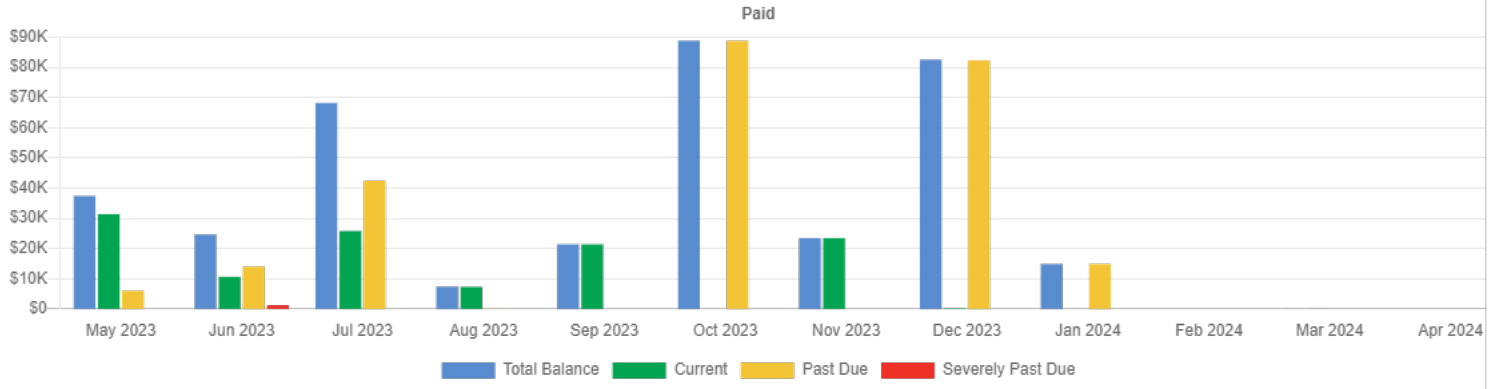

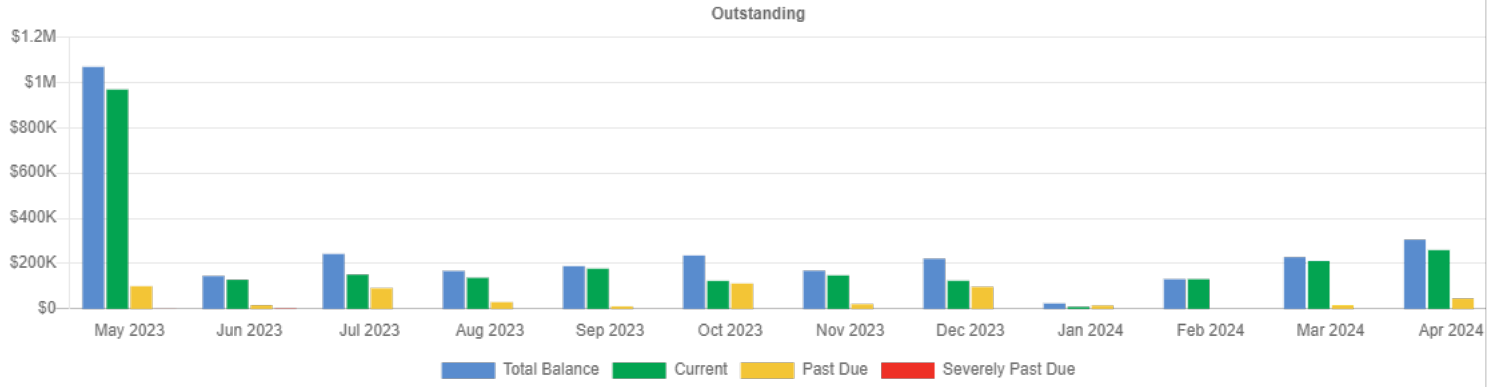

		Current	1-30	31-60	61-90	91+	Total
April 2024	Outstanding	$259,572	$45,746	$0	$0	$0	$305,318
	Paid	$0	$0	$0	$0	$0	$0
March 2024	Outstanding	$211,446	$16,793	$0	$0	$0	$228,239
	Paid	$52	$0	$0	$0	$0	$52
February 2024	Outstanding	$131,038	$0	$0	$0	$0	$131,038
	Paid	$0	$0	$0	$0	$0	$0

January 2024	Outstanding	$9,079	$14,838	$0	$0	$0	$23,917
	Paid	$2	$14,838	$0	$0	$0	$14,840
December 2023	Outstanding	$124,201	$97,102	$0	$0	$0	$221,303
	Paid	$233	$82,264	$0	$0	$0	$82,497
November 2023	Outstanding	$147,655	$20,710	$0	$0	$0	$168,365
	Paid	$23,434	$0	$0	$0	$0	$23,434
October 2023	Outstanding	$123,717	$111,736	$0	$80	$0	$235,533
	Paid	$0	$88,720	$0	$0	$0	$88,720
September 2023	Outstanding	$177,429	$11,111	$0	$80	$0	$188,620
	Paid	$21,345	$0	$0	$0	$0	$21,345
August 2023	Outstanding	$137,292	$29,736	$80	$0	$0	$167,108
	Paid	$7,266	$0	$80	$0	$0	$7,346
July 2023	Outstanding	$151,365	$76,123	$14,859	$0	$0	$242,347
	Paid	$25,771	$27,536	$14,859	$0	$0	$68,166
June 2023	Outstanding	$128,380	$12,580	$1,398	$492	$1,992	$144,842
	Paid	$10,624	$11,334	$1,398	$246	$996	$24,598
May 2023	Outstanding	$967,888	$98,798	$632	$0	$688	$1,068,006
	Paid	$31,375	$5,979	$0	$0	$0	$37,354

Trade Payments By Credit Extended

Credit Extended	Trade Lines With Outstanding Balance	Trade Lines Paid	Total Amount Outstanding	Total Amount Paid	Outstanding Past Due	Paid Past Due
Over $1M	0	0	$0	$0	$0	$0
$100K - $1M	2	0	$1.1M	$0	$45.7K	$0
$50K - $100K	1	2	$60.7K	$222.1K	$4.9K	$222.1K
$25K - $50K	1	2	$29.1K	$55.8K	$2.8K	$6K
$5K - $25K	2	7	$15.3K	$314.2K	$2.4K	$127.8K
$1K - $5K	2	7	$5.7K	$45K	$990	$15.5K
Under $1K	6	7	$824	$11.9K	$0	$2.6K

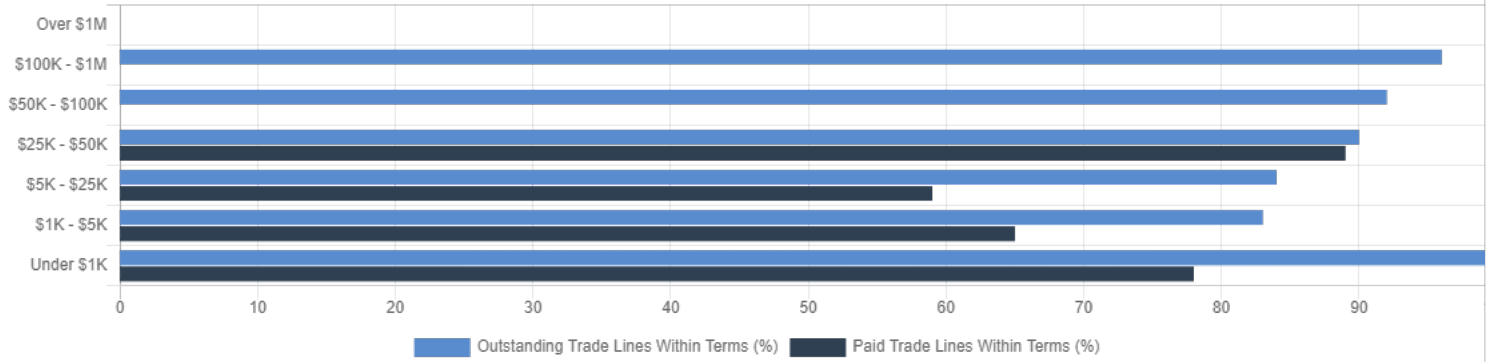

High Credit Balances

Currency view

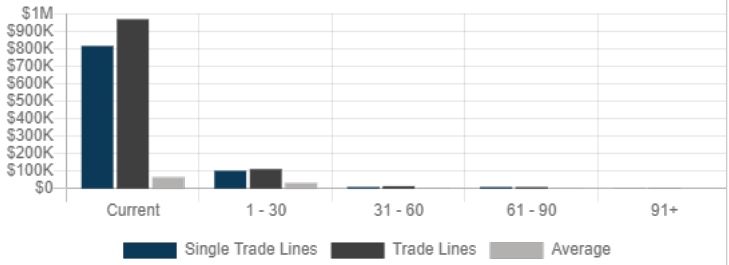

	Current	1 - 30	31 - 60	61 - 90	91+
Single Trade Lines	$815.3K	$102.7K	$9.9K	$9.8K	$996
Trade Lines	$967.9K	$111.7K	$14.9K	$9.8K	$2K
Average	$64.5K	$32.4K	$1.5K	$1.2K	$142

DBT view

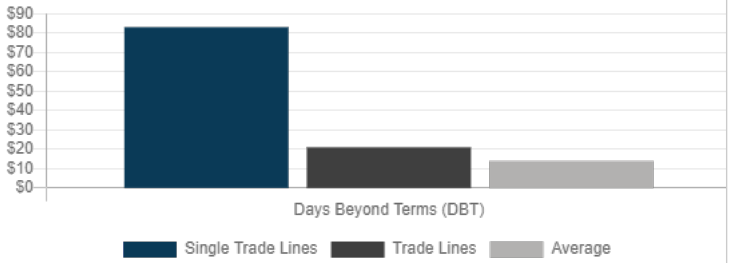

	Days Beyond Terms (DBT)
Single Trade Lines	83
Trade Lines	21
Average	14

Lifetime Credit Balances

Currency view

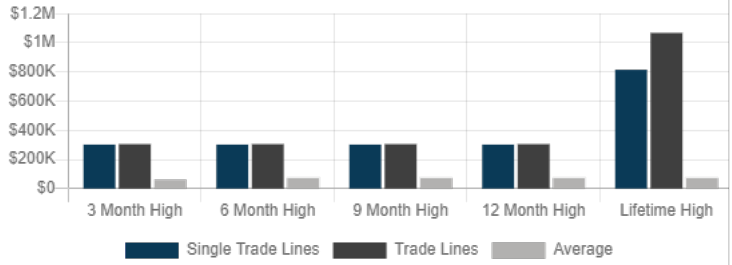

	3 Month High	6 Month High	9 Month High	12 Month High	Lifetime High
Single Trade Lines	$302.2K	$302.2K	$302.2K	$302.2K	$815.3K
Trade Lines	$305.3K	$305.3K	$305.3K	$305.3K	$1.1M
Average	$61.1K	$73.8K	$73.8K	$73.8K	$73.8K

DBT view

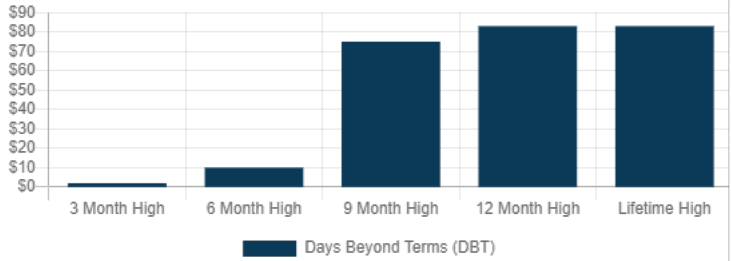

	3 Month High	6 Month High	9 Month High	12 Month High	Lifetime High
Days Beyond Terms (DBT)	2	10	75	83	83

Past Due Balances

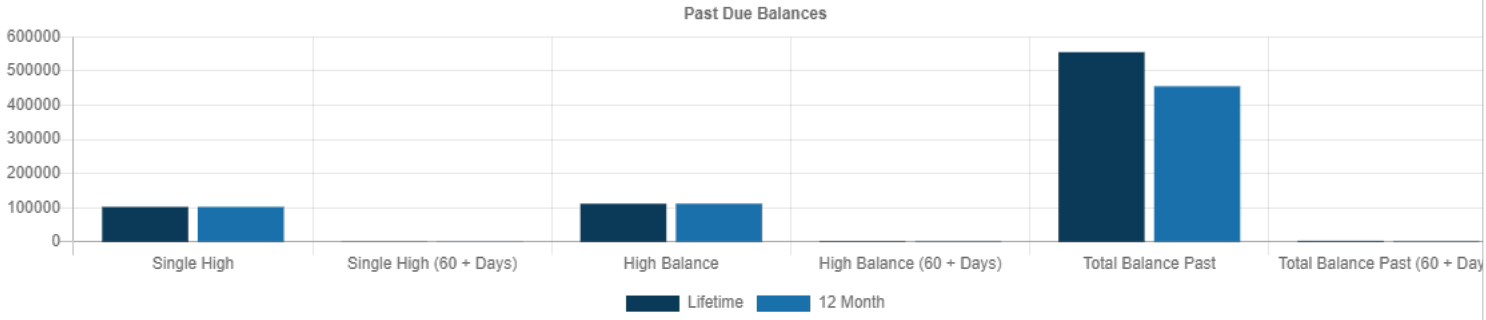

	Single High	Single High (60 + Days)	High Balance	High Balance (60 + Days)	Total Balance Past	Total Balance Past (60 + Days)
Lifetime	$102.7K	$1.2K	$111.8K	$2.5K	$555.6K	$3.3K
12 Month	$102.7K	$1.2K	$111.8K	$2.5K	$455.5K	$2.6K

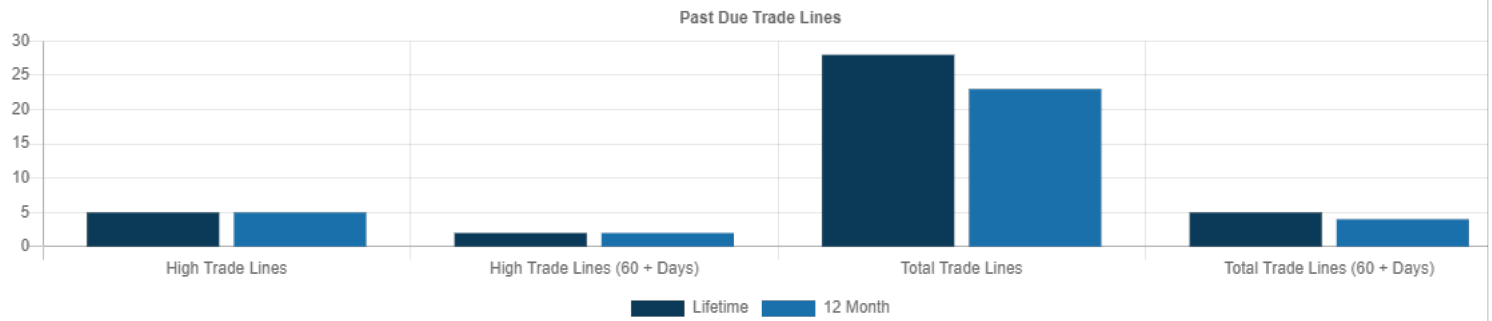

	High Trade Lines	High Trade Lines (60 + Days)	Total Trade Lines	Total Trade Lines (60 + Days)
Lifetime	5	2	28	5
12 Month	5	2	23	4

Legal Filings

Summary

Legal Filings Summary

	Bankruptcy	Judgements	Suits	Tax Lien Filings	Sum	Cautionary UCC Filings	UCC Filings
This Company	No	0	0	0	$0	0	6
Branches	No	0	0	0	$0	0	5

Most Recent Filings

Legal Filing	Date Filed	Filing Type	Case/Filing Number	Status	Released Date
UCC	07/12/2023	-	X23022878-7	Active	-
UCC	05/30/2023	-	X23017724-0	Active	-
UCC	07/22/2019	-	1907223325585	Active	-
UCC	04/23/2019	-	1904232884857	Active	-

Industry Comparison

Judgements

Industry Sector (SIC)	5099	Current Company	0
Industry Description	DURABLE GOODS, NEC	Industry Average	0.01

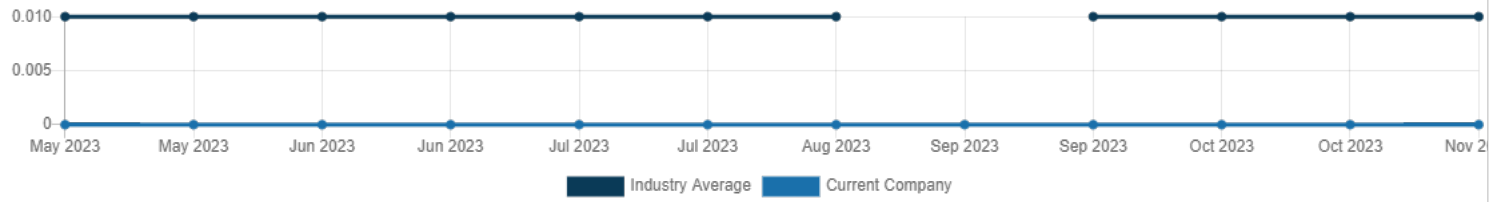

Tax Liens

Industry Sector (SIC)	5099	Current Company	-

Industry Description	DURABLE GOODS, NEC	Industry Average	0.06

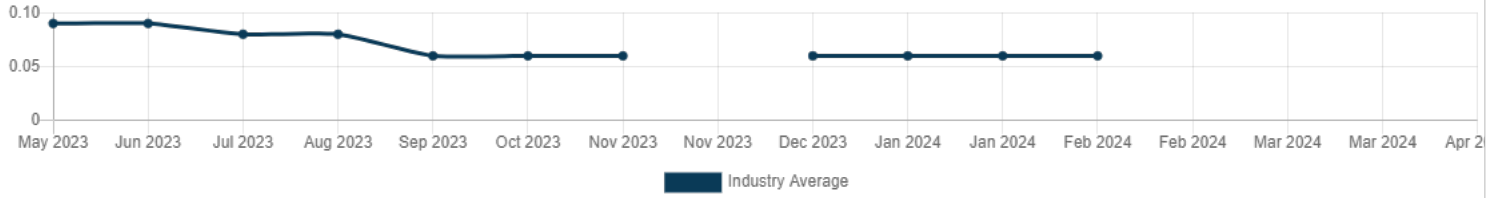

UCC

Industry Sector (SIC)	5099	Current Company	5
Industry Description	DURABLE GOODS, NEC	Industry Average	0.31

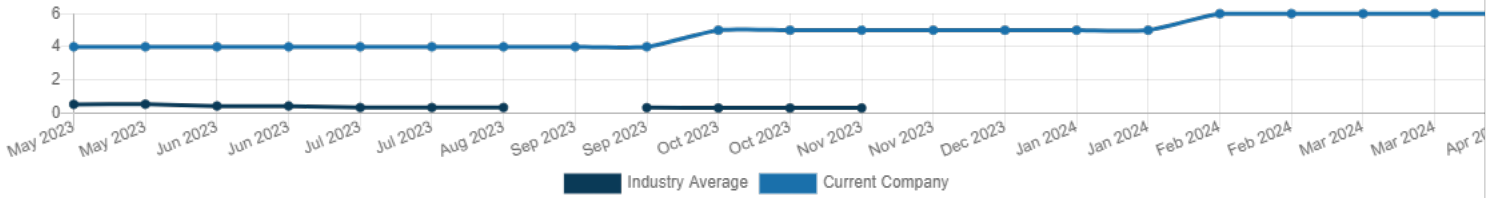

UCCs

Summary

Total	Cautionary UCCs	UCCs
4	0	4

Uniform Commercial Code (UCC) Filings

Date Filed	Expiration Date	Filing Number	Jurisdiction	Collateral	Status
07/12/2023	-	X23022878-7	SEC OF STATE IA	-	TERMINATED

Related Document Number	Filing Type	Filing Office
X23017724-0	TERMINATED	SEC OF STATE IA HOOVER BUILDING DES MOINES IA 50319

Debtor Information		Secured Party Information	
Name	HAWKEYEPEDERSHAAB CONCRETE TECHNOLOGIES INC DBA AFINITAS US INC	Name	TRUMPF INC.
Street	506 S WAPELLO ST	Street	111 HYDE RD.
City, State	MEDIAPOLIS, IA	City, State	FARMINGTON, CT
ZIP	52637	ZIP	06032

Date Filed	Expiration Date	Filing Number	Jurisdiction	Collateral	Status
05/30/2023	-	X23017724-0	SEC OF STATE IA	-	FILED

Related Document Number	Filing Type	Filing Office
X23017724-0	FILED	SEC OF STATE IA HOOVER BUILDING DES MOINES IA 50319

Debtor Information		Secured Party Information	
Name	HAWKEYEPEDERSHAAB CONCRETE TECHNOLOGIES INC DBA AFINITAS US INC	Name	TRUMPF INC
Street	506 S WAPELLO ST	Street	111 HYDE RD
City, State	MEDIAPOLIS, IA	City, State	FARMINGTON, CT
ZIP	52637	ZIP	06032

07/22/2019	-	1907223325585	SEC OF STATE MO	-	TERMINATED

Related Document Number	Filing Type	Filing Office
1904232884857	TERMINATED	SEC OF STATE MO 600 WEST MAIN STREET JEFFERSON CITY MO 65101

Debtor Information		Secured Party Information	
Name	HAWKEYEPEDERSHAAB CONCRETE TECHNOLOGIES INC	Name	HARTWIG INC
Street	506 WAPELLO ST S	Street	10617 TRENTON AVE
City, State	MEDIAPOLIS, IA	City, State	SAINT LOUIS, MO
ZIP	52637	ZIP	63132

04/23/2019	-	1904232884857	SEC OF STATE MO	-	FILED

Related Document Number	Filing Type	Filing Office
1904232884857	FILED	SEC OF STATE MO 600 WEST MAIN STREET JEFFERSON CITY MO 65101

Debtor Information		Secured Party Information	
Name	HAWKEYEPEDERSHAAB CONCRETE TECHNOLOGIES INC	Name	HARTWIG INC
Street	506 WAPELLO ST S	Street	10617 TRENTON AVE
City, State	MEDIAPOLIS, IA	City, State	SAINT LOUIS, MO
ZIP	52637	ZIP	63132

Company Details

Company Details

Company Information

Company Type	Incorporated	Years in Business	35+ years
Address Type	Street Address	Estimated Annual Revenue	$32,635,000
Estimated Number of Employees	200	Location Type	Headquarters
Primary SIC Code Industry Classification	WHOLESALE TRADE - DURABLE GOODS		

Activities

Classification	Code	Description
NAICS	423990	OTHER MISCELLANEOUS DURABLE GOODS MERCHANT WHOLESALERS
NAICS	327390	OTHER CONCRETE PRODUCT MANUFACTURING
NAICS	333248	ALL OTHER INDUSTRIAL MACHINERY MANUFACTURING
NAICS	333998	ALL OTHER MISCELLANEOUS GENERAL PURPOSE MACHINERY MANUFACTURING
U.S. Standard Industrial Classification 1987	5099	DURABLE GOODS, NEC
U.S. Standard Industrial Classification 1987	3272	CONCRETE PRODUCTS, NEC
U.S. Standard Industrial Classification 1987	3559	SPECIAL INDUSTRY MACHINERY, NEC

U.S. Standard Industrial Classification 1987	3569	GENERAL INDUSTRIAL MACHINERY,
U.S. Standard Industrial Classification 1987	5032	BRICK, STONE, AND RELATED MATERIAL

Corporate Record

Corporate Record

Business Name	HAWKEYEPEDERSHAAB CONCRETE TECHNOLOGIES INC
Address	8040 FORSYTH BLVD, ST LOUIS, MO, 63105
Agent Name	C T CORPORATION SYSTEM
Agent Address	400 E COURT AVE, DES MOINES, IA, 50309
SOS Charter Number	529615
Status	Active
Incorporation Date	09/01/2016
Incorporation State	Missouri (MO)
Principal State	Iowa (IA)
Foreign/Domestic	Foreign
Profit/Non-Profit	Profit

This data is for information purposes only. Certification of the information can only be obtained through the government agency that is the source of this information

Officers

Corporate Officers

Additional Contacts

Contact Name	Title	Address	City	State	ZIP
BEN NAHORNY	INFORMATION TECHNOLOGY	506 WAPELLO ST S	MEDIAPOLIS	Iowa (IA)	52637
BILL MASSNER	ENGINEERING/TECHNICAL	506 WAPELLO ST S	MEDIAPOLIS	Iowa (IA)	52637
BRANDON HIBBS	HUMAN RESOURCES EXECUTIVE	506 WAPELLO ST S	MEDIAPOLIS	Iowa (IA)	52637
BRIAN SCHMIDGALL	ENGINEERING/TECHNICAL	506 WAPELLO ST S	MEDIAPOLIS	Iowa (IA)	52637
BRYAN MOEHLE	MANAGER	506 WAPELLO ST S	MEDIAPOLIS	Iowa (IA)	52637
CAROLYN MORRIS	MANAGER	506 WAPELLO ST S	MEDIAPOLIS	Iowa (IA)	52637
CRAIG EMRY	MANAGER	506 WAPELLO ST S	MEDIAPOLIS	Iowa (IA)	52637
DAN OLIVER	INFORMATION TECHNOLOGY	506 WAPELLO ST S	MEDIAPOLIS	Iowa (IA)	52637
DAVE STOLLER	ENGINEERING/TECHNICAL	506 WAPELLO ST S	MEDIAPOLIS	Iowa (IA)	52637
DENNIS LEE	ENGINEERING/TECHNICAL	506 WAPELLO ST S	MEDIAPOLIS	Iowa (IA)	52637
DON SCHMIDGALL	VICE PRESIDENT	506 WAPELLO ST S	MEDIAPOLIS	Iowa (IA)	52637

JAMES PLOSZAY	FINANCE EXECUTIVE	506 WAPELLO ST S	MEDIAPOLIS	Iowa (IA)	52637
JOHN WITTE	VICE PRESIDENT	506 WAPELLO ST S	MEDIAPOLIS	Iowa (IA)	52637
RANDY STEINER	MANAGER	506 WAPELLO ST S	MEDIAPOLIS	Iowa (IA)	52637
RONALD SCHRIEVER	SALES EXECUTIVE	506 WAPELLO ST S	MEDIAPOLIS	Iowa (IA)	52637
RYAN GABLE	CHIEF EXECUTIVE OFFICER	506 SOUTH WAPELLO STREET	MEDIAPOLIS	Iowa (IA)	52637
SARAH JOHNSON	HUMAN RESOURCES EXECUTIVE	506 WAPELLO ST S	MEDIAPOLIS	Iowa (IA)	52637
STEVE LINDEEN	ENGINEERING/TECHNICAL	506 WAPELLO ST S	MEDIAPOLIS	Iowa (IA)	52637
STEVEN NUNNIKHOVEN	MANAGER	506 WAPELLO ST S	MEDIAPOLIS	Iowa (IA)	52637
TAMI HIBBS	HUMAN RESOURCES EXECUTIVE	506 WAPELLO ST S	MEDIAPOLIS	Iowa (IA)	52637
UVE KLOPP	SALES EXECUTIVE	506 WAPELLO ST S	MEDIAPOLIS	Iowa (IA)	52637

Possible Links

Summary

All Domestic Matches	17
Same Name	1
Same Address	9
Same Name and Address	0
Same Name and State	0
Same Name and City	0
Same Name and Zip	0
Same Telephone	5
Same Web Address	5
Same Name with Bankruptcy	0
Same Name Internationally	4



This page is not intended to show true corporate / legal linkage from this company to another but rather provide the user with the opportunity to see other reports that may share common elements such has the same or very similar address, phone, name etc.

Domestic Possible Links - (17 results) - All Domestic Matches

Company Name	Address	Safe Number	Risk Score	DBT	Limit	Legal Count
HAWKEYE CONCRETE PRODUCTS CO	506 WAPELLO ST S, MEDIAPOLIS, IA, 52637	US11771792	85	0	$330K	0
HAWKEYE OF IOWA, LTD	506 WAPELLO ST S, MEDIAPOLIS, IA, 52637	US48896485	49	0	$1K	0
MEDIAPOLIS VILLAGE COURT, INC	506 WAPELLO ST S, MEDIAPOLIS, IA, 52637	US120994031	50	0	$24K	0

THE PIPEMASTER CORPORATION	506 WAPELLO ST S, MEDIAPOLIS, IA, 52637	US88140274	67	0	$140K	0
SIBBUILD	506 WAPELLO ST S, MEDIAPOLIS, IA, 52637	US161410665	39	0	$4K	0
CONCRETE TECHNOLOGY INTEGRATORS INC	506 WAPELLO ST S, MEDIAPOLIS, IA, 52637	US163029485	44	0	$2K	0
KHKI IA HOLDINGS INC	506 WAPELLO ST S, MEDIAPOLIS, IA, 52637	US155557582	50	0	$6.5K	0
MEDIAPOLIS FARMS, INCORPORATED	506 WAPELLO ST S, MEDIAPOLIS, IA, 52637	US144691274	47	0	$1K	0
NHMF LLC	506 WAPELLO ST S, MEDIAPOLIS, IA, 52637	US155713206	46	0	$2.5K	0
HAWKEYEPEDERSHAAB CONCRETE TECHNOLOGIES INC	8040 FORSYTH BLVD, SAINT LOUIS, MO, 63105	US119690452	71	0	$66K	0
MEDIAPOLIS VILLAGE COURT, INC	3611 GRANDVIEW AVE, MUSCATINE, IA, 52761	US36912533	50	0	$24K	0
PARABLES COMMUNITY THEATER	801 S CENTENNIAL ST, HIGH POINT, NC, 27260	US134989848	68	0	$3K	0
HIGH PINE, LLC	1014 MILL AVE, HIGH POINT, NC, 27260	US106617949	79	0	$20K	0
HIGH POINT COMMUNITY THEATRE INC	PO BOX 1152, HIGH POINT, NC, 27261	US140441546	72	0	$20K	0
HAWKEYE GROUP INC.	2830 MOUNT PLEASANT ST, BURLINGTON, IA, 52601	US73413071	48	0	$10.5K	0
ELLIOT I MALOMET	201 S 3RD AVE, HIGHLAND PARK, NJ, 08904	US60141432	60	0	$1.5K	0
HIGHLAND PARK CONSERVATIVE	201 S 3RD AVE, HIGHLAND PARK, NJ, 08904	US45575531	89	0	$14K	0

International Possible Links

Company Name	Local Number	Safe Number	Address	Date of Accounts	Status
(IT) HAWKEYEPEDERSHAAB CONCRETE TECHNOLOGIES INC.	01729360337	IT08805252	-	-	Non-active
(BR) HAWKEYEPEDERSHAAB CONCRETE TECHNOLOGIES INC	26557356000114	BR0084139368	-	-	-
(BR) HAWKEYEPEDERSHAAB INC	20887551000126	BR0084050903	-	-	-
(BR) HAWKEYEPEDERSHAAB REPRESENTACAO COMERCIAL DE EQUIPAMENTOS PARA PRODUTOS DE CONCRETO DO BRASIL LTDA	21029540000178	BR0021698485	-	-	-

Business Spend

Business Spend

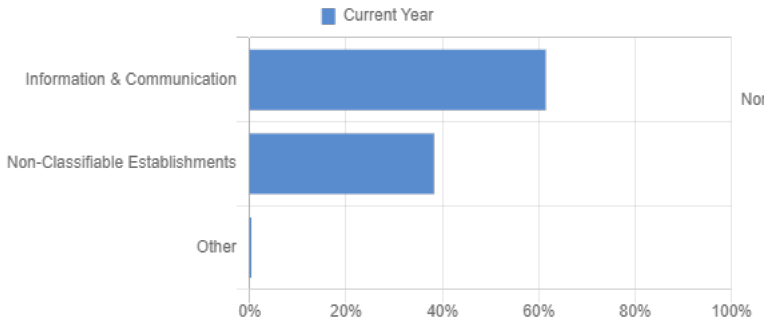

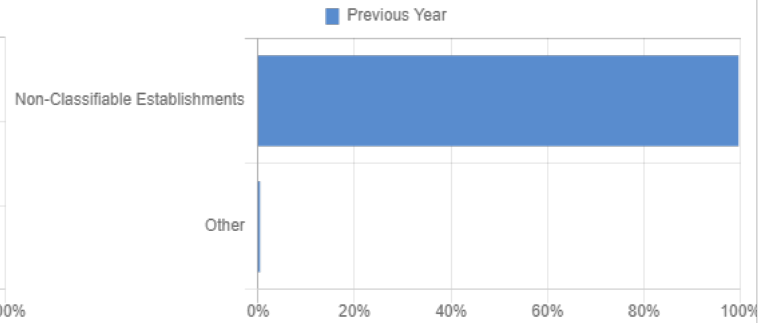

Industry Description	Current Year % of Total Expenditure	Year-on-Year Change %	Previous Year % of Total Expenditure
Information & Communication	61.43%	-	-
Wholesale Trade	0.33%	-0.07%	0.40%
Non-Classifiable Establishments	38.24%	-61.36%	99.60%